































PRO STAGE RESULTS

Pos	Plate	Name Team	Nat EWS number	Stage 1PRO	Pos	Penalties	Time	Gap
MEN								
1	3	MELAMED Jesse Rocky Mountain Race Face	 CAN.1992.21596	0:13:03.59	1		0:13:03.59	
2	1	MOIR Jack Canyon Collective	 AUS.1994.33430	0:13:12.27	2		0:13:12.27	+0:00:08.68
3	2	RUDE JR Richard Yeti / Fox Factory Team	 USA.1995.21739	0:13:14.37	3		0:13:14.37	+0:00:10.78
4	31	MENZIES Jack	 CAN.2001.22519	0:13:20.61	4		0:13:20.61	+0:00:17.02
5	23	MASTERS Edward Pivot Factory Racing	 NZL.1989.22590	0:13:22.81	5		0:13:22.81	+0:00:19.22
6	11	LUKASIK Slawomir Canyon CLLTV Dainese	 POL.1993.24876	0:13:22.95	6		0:13:22.95	+0:00:19.36
7	24	LUCAS Cole Ibis Enduro Team	 NZL.1998.23013	0:13:24.39	7		0:13:24.39	+0:00:20.80
8	25	VERNER Rhys Forbidden Synthesis	 CAN.1997.22407	0:13:24.59	8		0:13:24.59	+0:00:21.00
9	10	WALKER Matthew Pivot Factory Racing	 NZL.1990.21846	0:13:25.59	9		0:13:25.59	+0:00:22.00
10	14	DENIAUD Youn Giant Factory Off-Road	 FRA.1996.22994	0:13:31.67	10		0:13:31.67	+0:00:28.08
11	56	LARBEOU Guillaume Commencal Enduro Project	 FRA.1994.25575	0:13:36.67	11		0:13:36.67	+0:00:33.08
12	16	MURRAY Charles Specialized Racing	 NZL.1996.22752	0:13:39.54	12		0:13:39.54	+0:00:35.95












PRO STAGE RESULTS

Pos	Plate	Name Team	Nat EWS number	Stage 1PRO	Pos	Penalties	Time	Gap
MEN								
13	71	HILL Samuel Nukeproof SRAM Factory Racing	 AUS.1985.21775	0:13:40.99	13		0:13:40.99	+0:00:37.40
14	6	TORDO Dimitri Canyon Collective	 FRA.1993.21764	0:13:42.85	14		0:13:42.85	+0:00:39.26
15	27	TEXTOR Christian Team BULLS	 GER.1990.22845	0:13:44.14	15		0:13:44.14	+0:00:40.55
16	7	JOHANSEN Zakarias Ibis Enduro Team	 SWE.1992.21863	0:13:45.17	16		0:13:45.17	+0:00:41.58
17	15	HEAP Elliott Nukeproof SRAM Factory Racing	 GBR.1998.21783	0:13:46.55	17		0:13:46.55	+0:00:42.96
18	59	PERSAK Vid Orbea FOX Enduro Team	 SLO.1996.22810	0:13:46.75	18		0:13:46.75	+0:00:43.16
19	78	LUTHI Patrick	 SUI.1992.22607	0:13:47.90	19		0:13:47.90	+0:00:44.31
20	18	VIDAL Antoine Commencal Les Orres Team	 FRA.2001.25035	0:13:48.41	20		0:13:48.41	+0:00:44.82
21	38	GAUVIN Remi Rocky Mountain Race Face	 CAN.1992.21624	0:13:49.75	21		0:13:49.75	+0:00:46.16
22	79	WALL Evan Devinci Global Racing	 CAN.1999.23531	0:13:50.22	22		0:13:50.22	+0:00:46.63
23	65	BLAIR Lachlan Orange Factory Racing	 GBR.1995.21426	0:13:51.00	23		0:13:51.00	+0:00:47.41












PRO STAGE RESULTS

Pos	Plate	Name Team	Nat EWS number	Stage 1PRO	Pos	Penalties	Time	Gap
MEN								
24	57	STUTTARD Mathew Polygon Factory Racing	 GBR.1993.21661	0:13:51.03	24		0:13:51.03	+0:00:47.44
25	80	SECONDI Nathan Fulgur Factory Team Valdinievole	 FRA.1999.22133	0:13:51.50	25		0:13:51.50	+0:00:47.91
26	26	CALLAGHAN Gregory Devinci Global Racing	 IRL.1991.21827	0:13:52.26	26		0:13:52.26	+0:00:48.67
27	21	GRAHAM Innes	 GBR.1996.35188	0:13:52.81	27		0:13:52.81	+0:00:49.22
28	22	BOOKER Daniel Nukeproof SRAM Factory Racing	 AUS.1997.25378	0:13:54.59	28		0:13:54.59	+0:00:51.00
29	61	JEANDEL Louis Commencal Enduro Project	 FRA.1998.22140	0:13:55.49	29		0:13:55.49	+0:00:51.90
30	73	PAULHAN Romain Santa Cruz X SRAM	 FRA.1988.22706	0:13:55.55	30		0:13:55.55	+0:00:51.96
31	82	BURNS CONTRERAS Pedro Trek Factory Racing	 CHI.1997.21729	0:13:55.60	31		0:13:55.60	+0:00:52.01
32	84	MORGAN Myles	 USA.2001.24399	0:13:57.39	32		0:13:57.39	+0:00:53.80
33	66	STONE Brady Polygon Factory Racing	 NZL.2000.23119	0:13:59.01	33		0:13:59.01	+0:00:55.42
34	36	WATSON Corey Nukeproof SRAM Factory Racing	 GBR.1999.35483	0:13:59.85	34		0:13:59.85	+0:00:56.26

PRO STAGE RESULTS

Pos	Plate	Name Team	Nat EWS number	Stage 1PRO	Pos	Penalties	Time	Gap
MEN								
35	151	STONIG Matthias	 AUT.1989.21580	0:14:00.99	35		0:14:00.99	+0:00:57.40
36	97	HEINIGER Nils	 NZL.1999.25218	0:14:01.70	36		0:14:01.70	+0:00:58.11
37	58	GARAY TAMAYO Iago Santa Cruz X SRAM	 ESP.1991.21707	0:14:03.32	37		0:14:03.32	+0:00:59.73
38	19	VENDEMMIA Mirco Cannondale Enduro	 ITA.1998.21871	0:14:03.51	38		0:14:03.51	+0:00:59.92
39	13	MAES Martin Orbea FOX Enduro Team	 BEL.1997.21636	0:14:03.80	39		0:14:03.80	+0:01:00.21
40	112	JAMIESON Elliot Norco Factory Team	 CAN.2001.22028	0:14:05.86	40		0:14:05.86	+0:01:02.27
41	99	FAGERBERG Philip	 SWE.1996.25802	0:14:07.15	41		0:14:07.15	+0:01:03.56
42	55	RUDEAU Alex Commencal Enduro Project	 FRA.1996.25071	0:14:08.65	42		0:14:08.65	+0:01:05.06
43	68	MASTERS Wyn GT Factory Racing	 NZL.1987.21663	0:14:09.03	43		0:14:09.03	+0:01:05.44
44	85	DE VOCHT Bart	 BEL.1992.23075	0:14:09.49	44		0:14:09.49	+0:01:05.90
45	339	FRESQUET Axel Tribe Pyrenees Gravity	 FRA.1998.23081	0:14:10.31	45		0:14:10.31	+0:01:06.72
46	74	WARNET Manu	 NED.2001.26267	0:14:10.48	46		0:14:10.48	+0:01:06.89

PRO STAGE RESULTS

Pos	Plate	Name Team	Nat EWS number	Stage 1PRO	Pos	Penalties	Time	Gap
MEN								
47	64	FRANCK Gilles	 BEL.2000.22291	0:14:10.63	47		0:14:10.63	+0:01:07.04
48	35	SCOTT Mark Santa Cruz X SRAM	 GBR.1993.21714	0:14:15.16	48		0:14:15.16	+0:01:11.57
49	29	VEZINA Mckay Giant Factory Off-Road	 CAN.1995.21632	0:14:16.93	49		0:14:16.93	+0:01:13.34
50	150	IENZER Emeric Scott SR Suntour Enduro Team	 FRA.1999.31862	0:14:17.35	50		0:14:17.35	+0:01:13.76
51	62	PIGEON Hugo Scott SR Suntour Enduro Team	 FRA.1996.23507	0:14:17.43	51		0:14:17.43	+0:01:13.84
52	102	WILDHABER Gustav Cube Action Team	 SUI.1988.21848	0:14:18.21	52		0:14:18.21	+0:01:14.62
53	92	CARROLL Gavin	 IRL.1993.35848	0:14:18.29	53		0:14:18.29	+0:01:14.70
54	113	PESENTI Marcello	 ITA.1994.21853	0:14:18.78	54		0:14:18.78	+0:01:15.19
55	111	TOOKE Jacob	 CAN.1999.22078	0:14:19.20	55		0:14:19.20	+0:01:15.61
56	34	STORR Alex Forbidden Synthesis	 GBR.2001.31009	0:14:19.35	56		0:14:19.35	+0:01:15.76
57	184	CROZ Romain	 FRA.1996.37161	0:14:19.66	57		0:14:19.66	+0:01:16.07













PRO STAGE RESULTS

Pos	Plate	Name Team	Nat EWS number	Stage 1PRO	Pos	Penalties	Time	Gap
MEN								
58	120	BRATSCHI Tim	 SUI.1988.23005	0:14:20.26	58		0:14:20.26	+0:01:16.67
59	5	BORGES Jose Canyon Collective	 POR.1990.21669	0:14:22.10	59		0:14:22.10	+0:01:18.51
60	159	LARSSON Adam	 SWE.2000.30837	0:14:22.26	60		0:14:22.26	+0:01:18.67
61	77	ROPELATO Mitch Cannondale Enduro	 USA.1992.22734	0:14:23.94	61		0:14:23.94	+0:01:20.35
62	98	OMDAL Oskar	 NOR.2000.32277	0:14:24.30	62		0:14:24.30	+0:01:20.71
63	69	KRASNY Carter	 CAN.1999.22027	0:14:24.47	63		0:14:24.47	+0:01:20.88
64	87	TEJCHMAN Premek	 CZE.1988.22389	0:14:26.55	64		0:14:26.55	+0:01:22.96
65	116	JANSER Robin Swiss Enduro Team by Giant	 SUI.2000.25837	0:14:29.34	65		0:14:29.34	+0:01:25.75
66	108	NEWELL Jake	 AUS.1993.24612	0:14:29.38	66		0:14:29.38	+0:01:25.79
67	105	PROCHYRA Jordan	 AUS.1994.21674	0:14:32.26	67		0:14:32.26	+0:01:28.67
68	54	MOORE Thomas	 GBR.1994.33293	0:14:33.27	68		0:14:33.27	+0:01:29.68
69	104	HAMILTON Connor	 NZL.1996.24882	0:14:34.38	69		0:14:34.38	+0:01:30.79













PRO STAGE RESULTS

Pos	Plate	Name Team	Nat EWS number	Stage 1PRO	Pos	Penalties	Time	Gap
MEN								
70	172	MURRAY Craig	 NZL.1998.36172	0:14:35.00	70		0:14:35.00	+0:01:31.41
71	153	PETER Stefan	 SUI.1992.23004	0:14:35.42	71		0:14:35.42	+0:01:31.83
72	28	GALLAGHER Christopher	 GBR.1993.23014	0:14:35.51	72		0:14:35.51	+0:01:31.92
73	63	KANGAS Oliwer	 SWE.1992.33903	0:14:35.63	73		0:14:35.63	+0:01:32.04
74	83	SMITH Joseph	 GBR.1990.37383	0:14:35.86	74		0:14:35.86	+0:01:32.27
75	193	LEBERT Alexis	 FRA.1993.22060	0:14:36.13	75		0:14:36.13	+0:01:32.54
76	100	GALY Theo Sunn French Connexion By Alpe D'Huez	 FRA.1990.21691	0:14:36.85	76		0:14:36.85	+0:01:33.26
77	123	RONZON Erwin	 ITA.1997.21868	0:14:37.43	77		0:14:37.43	+0:01:33.84
78	137	MIHALKOVITS Peter	 AUT.1993.23608	0:14:37.52	78		0:14:37.52	+0:01:33.93
79	95	HAMMOND Chubbie	 GBR.1996.37418	0:14:37.82	79		0:14:37.82	+0:01:34.23
80	171	LAMBERT Pierre Hotlines Nukeproof Racing	 FRA.1999.36939	0:14:38.49	80		0:14:38.49	+0:01:34.90













PRO STAGE RESULTS

Pos	Plate	Name Team	Nat EWS number	Stage 1PRO	Pos	Penalties	Time	Gap
MEN								
81	117	KNAPEC Martin	 SVK.1994.26017	0:14:39.28	81		0:14:39.28	+0:01:35.69
82	81	BLAHA Vojtech	 CZE.1999.22684	0:14:39.83	82		0:14:39.83	+0:01:36.24
83	140	BAILLIF Florent	 SUI.1998.32580	0:14:40.37	83		0:14:40.37	+0:01:36.78
84	106	ESCUDIER Thomas	 FRA.1991.21945	0:14:40.73	84		0:14:40.73	+0:01:37.14
85	32	CAMOIN Francescu Specialized Racing	 FRA.2001.23545	0:14:41.35	85		0:14:41.35	+0:01:37.76
86	107	HEBERT Ambroise	 FRA.1993.21934	0:14:41.97	86		0:14:41.97	+0:01:38.38
87	88	WILSON Thomas Orange Factory Racing	 GBR.2000.22553	0:14:42.01	87		0:14:42.01	+0:01:38.42
88	130	DERKUM Christian RAAW // Levelnine Gravity	 GER.1991.23043	0:14:42.41	88		0:14:42.41	+0:01:38.82
89	119	LINDNER Kevin	 GER.1991.39104	0:14:43.46	89		0:14:43.46	+0:01:39.87
90	121	ENNIS Ross	 IRL.2001.25954	0:14:43.95	90		0:14:43.95	+0:01:40.36
91	53	CONNELL Joseph Orange Factory Racing	 GBR.1994.21745	0:14:44.28	91		0:14:44.28	+0:01:40.69
92	96	SCOTT Riley	 GBR.2000.38625	0:14:44.82	92		0:14:44.82	+0:01:41.23













PRO STAGE RESULTS

Pos	Plate	Name Team	Nat EWS number	Stage 1PRO	Pos	Penalties	Time	Gap
MEN								
93	176	SZYMCZUK Lukasz	 POL.1995.23313	0:14:47.06	93		0:14:47.06	+0:01:43.47
94	114	PFEIL Max	 GER.1998.27442	0:14:47.24	94		0:14:47.24	+0:01:43.65
95	75	BOX Archie	 GBR.1998.23201	0:14:47.27	95		0:14:47.27	+0:01:43.68
96	182	SCHEMMELE Daniel	 AUT.1997.22809	0:14:48.74	96		0:14:48.74	+0:01:45.15
97	133	MAGGS David	 AUS.1996.23408	0:14:49.40	97		0:14:49.40	+0:01:45.81
98	169	WALSH Sam	 AUS.2000.24527	0:14:49.69	98		0:14:49.69	+0:01:46.10
99	157	HANOUX Simon	 FRA.1992.37311	0:14:50.73	99		0:14:50.73	+0:01:47.14
100	156	RENZ Daniel	 GER.1996.26028	0:14:50.74	100		0:14:50.74	+0:01:47.15
101	132	SCHWENK Robert	 GER.1994.23041	0:14:50.93	101		0:14:50.93	+0:01:47.34
102	161	HASSFELD Joel	 GER.1998.33907	0:14:55.60	102		0:14:55.60	+0:01:52.01
103	115	BERNET Jonas	 SUI.1994.33390	0:14:55.86	103		0:14:55.86	+0:01:52.27
104	67	NOBLE Josh	 GBR.2001.25619	0:14:56.21	104		0:14:56.21	+0:01:52.62













PRO STAGE RESULTS

Pos	Plate	Name Team	Nat EWS number	Stage 1PRO	Pos	Penalties	Time	Gap
MEN								
105	89	HUTCHENS Chris	 GBR.1989.22999	0:14:57.56	105		0:14:57.56	+0:01:53.97
106	138	WALCH Lucas	 NZL.1996.23524	0:14:57.73	106		0:14:57.73	+0:01:54.14
107	154	MUELLER Igor	 SUI.1996.22665	0:14:58.64	107		0:14:58.64	+0:01:55.05
108	118	KARDINAR Petrik	 GER.1989.36539	0:14:59.03	108		0:14:59.03	+0:01:55.44
109	94	JENSEN Henrik	 GBR.1998.25933	0:14:59.66	109		0:14:59.66	+0:01:56.07
110	91	JONES Jono Propain Factory Enduro	 GBR.1994.37370	0:15:02.78	110		0:15:02.78	+0:01:59.19
111	175	LEONHARDT Konstantin	 GER.1996.35481	0:15:06.37	111		0:15:06.37	+0:02:02.78
112	158	DALPIAN Davide	 ITA.1997.21865	0:15:06.95	112		0:15:06.95	+0:02:03.36
113	191	CHAUVET Cesar	 FRA.1995.34851	0:15:08.12	113		0:15:08.12	+0:02:04.53
114	174	MARI MARI Mariano	 ESP.1997.22453	0:15:08.32	114		0:15:08.32	+0:02:04.73
115	180	LINDA Jakub	 SVK.1996.36967	0:15:12.53	115		0:15:12.53	+0:02:08.94
116	122	LAMBERT Louis Hotlines Nukeproof Racing	 FRA.1999.37231	0:15:12.92	116		0:15:12.92	+0:02:09.33













PRO STAGE RESULTS

Pos	Plate	Name Team	Nat EWS number	Stage 1PRO	Pos	Penalties	Time	Gap
MEN								
117	195	PAREDES MORENO Jose	 CHI.2001.23001	0:15:17.28	117		0:15:17.28	+0:02:13.69
118	86	HURLEY Joshua	 GBR.1995.27543	0:15:18.88	118		0:15:18.88	+0:02:15.29
119	177	FURLANI Gianluca	 ITA.1999.39383	0:15:21.46	119		0:15:21.46	+0:02:17.87
120	134	LOEFFLER Christian	 GER.1993.23169	0:15:21.72	120		0:15:21.72	+0:02:18.13
121	127	FABRE Enzo	 FRA.2001.35441	0:15:22.02	121		0:15:22.02	+0:02:18.43
122	163	IVARTNIK David	 SLO.1999.21542	0:15:22.93	122		0:15:22.93	+0:02:19.34
123	131	SWANBECK Daniel	 SWE.1990.32435	0:15:22.96	123		0:15:22.96	+0:02:19.37
124	179	ANITAN Mihai Andrei	 ROU.1999.35857	0:15:23.71	124		0:15:23.71	+0:02:20.12
125	141	DEMUYLDER Jonas	 BEL.1997.25196	0:15:24.66	125		0:15:24.66	+0:02:21.07
126	152	GROTTI Nicola Abetone FullOut Gravity	 ITA.2000.21925	0:15:26.13	126		0:15:26.13	+0:02:22.54
127	146	DIEU Antonio	 FRA.1989.26701	0:15:28.94	127		0:15:28.94	+0:02:25.35
128	124	RYAN Cameron	 AUS.1995.23609	0:15:30.25	128		0:15:30.25	+0:02:26.66












PRO STAGE RESULTS

Pos	Plate	Name Team	Nat EWS number	Stage 1PRO	Pos	Penalties	Time	Gap
MEN								
129	37	LANGHORN Reece	 GBR.1988.23486	0:15:30.43	129		0:15:30.43	+0:02:26.84
130	110	RYAN Fergus	 GBR.1993.22458	0:15:31.28	130		0:15:31.28	+0:02:27.69
131	126	BERRY Matthew	 NZL.2000.23138	0:15:31.68	131		0:15:31.68	+0:02:28.09
132	101	FRANCARDO Tommaso	 ITA.1997.22813	0:15:32.34	132		0:15:32.34	+0:02:28.75
133	30	EBDON Jake	 GBR.2001.32703	0:15:32.78	133		0:15:32.78	+0:02:29.19
134	394	HEIM Fabian	 GER.1992.40315	0:15:34.22	134		0:15:34.22	+0:02:30.63
135	142	OLSEN Eric	 USA.1999.25103	0:15:34.82	135		0:15:34.82	+0:02:31.23
136	167	SMOLNIKAR Jakob	 SLO.2001.22228	0:15:37.25	136		0:15:37.25	+0:02:33.66
137	187	CLAUDI Julian RDN Racing	 GER.1999.33500	0:15:38.62	137		0:15:38.62	+0:02:35.03
138	170	PERISSE Elouan Hotlines Nukeproof Racing	 FRA.2001.34083	0:15:43.02	138		0:15:43.02	+0:02:39.43
139	149	GONDOUIN Antoine	 FRA.1997.27800	0:15:43.20	139		0:15:43.20	+0:02:39.61
140	129	COULTHARD Aidan	 GBR.1996.33292	0:15:43.62	140		0:15:43.62	+0:02:40.03












PRO STAGE RESULTS

Pos	Plate	Name Team	Nat EWS number	Stage 1PRO	Pos	Penalties	Time	Gap
MEN								
141	188	WIDEN Johan	 SWE.1994.39149	0:15:48.17	141		0:15:48.17	+0:02:44.58
142	136	BROWNLIE Sam	 AUS.1992.25324	0:15:50.06	142		0:15:50.06	+0:02:46.47
143	109	LANDMARK Ola Javold	 NOR.1999.25289	0:15:51.51	143		0:15:51.51	+0:02:47.92
144	60	MCBAIN Calum	 GBR.1998.33913	0:15:52.89	144		0:15:52.89	+0:02:49.30
145	93	BEAN Nicolas Theory Racing p/b ProBikeKit	 USA.1999.22730	0:15:56.92	145		0:15:56.92	+0:02:53.33
146	173	WILLNER Nick	 GER.1999.22551	0:15:59.62	146		0:15:59.62	+0:02:56.03
147	144	BARICH Leopold RDN Racing	 GER.1998.22342	0:16:06.26	147		0:16:06.26	+0:03:02.67
148	143	VOTH Laurin Propain Factory Enduro	 GER.2000.25451	0:16:10.71	148		0:16:10.71	+0:03:07.12
149	162	REIMANN Erik	 GER.1997.50792	0:16:19.68	149		0:16:19.68	+0:03:16.09
150	164	MARKIC Jan	 SLO.1997.32798	0:16:27.34	150		0:16:27.34	+0:03:23.75
151	148	CASAL VALLS Guillem	 AND.1995.22127	0:16:28.65	151		0:16:28.65	+0:03:25.06
152	168	JEZ Tim	 SLO.1996.52075	0:16:29.92	152		0:16:29.92	+0:03:26.33













PRO STAGE RESULTS

Pos	Plate	Name Team	Nat EWS number	Stage 1PRO	Pos	Penalties	Time	Gap
MEN								
153	103	CAVAYE Andrew	 AUS.1996.24678	0:16:34.21	153		0:16:34.21	+0:03:30.62
154	183	HAMMAR Tim	 SWE.1990.36752	0:16:43.11	154		0:16:43.11	+0:03:39.52
155	189	BARTON Oliver	 GBR.1990.33513	0:16:50.83	155		0:16:50.83	+0:03:47.24
156	181	STEFANSSON Jonas	 ISL.1988.22287	0:17:04.12	156		0:17:04.12	+0:04:00.53
157	4	MIQUEL Kevin Specialized Racing	 FRA.1991.21704	0:19:03.78	157		0:19:03.78	+0:06:00.19
158	147	SACCON Matteo Abetone FullOut Gravity	 ITA.2000.21866	0:19:35.14	158		0:19:35.14	+0:06:31.55
159	70	GRANT Kelan Nukeproof SRAM Factory Racing	 IRL.1993.21773	0:19:58.59	159		0:19:58.59	+0:06:55.00
160	192	BLACHERE Nans	 FRA.1989.37519	0:24:46.02	160		0:24:46.02	+0:11:42.43
161	185	HUTH Nejc Robin	 SLO.1990.24460	0:27:45.78	161		0:27:45.78	+0:14:42.19
162	135	ARNAUD Quentin	 FRA.1994.22628	0:30:18.95	162		0:30:18.95	+0:17:15.36
163	259	HEINE Felix	 GER.1990.25813	0:38:42.92	163		0:38:42.92	+0:25:39.33













PRO STAGE RESULTS

Pos	Plate	Name Team	Nat EWS number	Stage 1PRO	Pos	Penalties	Time	Gap
MEN								
164	155	FEJER Max Team Dorrong Enduro	 AUT.2000.21703	0:44:15.03	164		0:44:15.03	+0:31:11.44
DNF	145	JONSSON Sharjah	 RSA.1999.22749					
DNF	33	MENJOU Irene Sunn French Connexion By Alpe D'Huez	 FRA.1995.22122					
DNF	190	TRAFELLA Maximilian	 AUT.1997.22186					
DNF	125	WOLFE Daniel Polygon Factory Racing	 IRL.1988.22250					
DNS	160	WILLIAMS Robert	 GBR.1990.22515					
DNS	72	CHARLES Clement Rossignol Factory Team	 FRA.1994.22206					
DNS	90	SHUCKSMITH Samuel	 GBR.1990.23007					
DNS	186	PUFAN Alexandru	 ROU.1990.23147					
MEN Master 35+								
1	319	AMOUR Karim BH Enduro Racing Team	 FRA.1975.21696	<u>0:14:36.12</u>	1		0:14:36.12	
2	292	EDGWORTH Scott	 GBR.1980.52475	0:14:50.04	2		0:14:50.04	+0:00:13.92












PRO STAGE RESULTS

Pos	Plate	Name Team	Nat EWS number	Stage 1PRO	Pos	Penalties	Time	Gap
MEN Master 35+								
3	314	VESENBECKH Adrian	 GER.1979.33219	0:15:06.10	3		0:15:06.10	+0:00:29.98
4	304	VANER Jan	 CZE.1983.22385	0:15:16.96	4		0:15:16.96	+0:00:40.84
5	317	LAUDER Bradley	 NZL.1985.27531	0:15:19.96	5		0:15:19.96	+0:00:43.84
6	293	HEIMEL Paul	 AUT.1987.24509	0:15:38.55	6		0:15:38.55	+0:01:02.43
7	316	BRODERICK Michael	 USA.1973.22376	0:15:46.72	7		0:15:46.72	+0:01:10.60
8	320	CARREZ Cedric Lapierre Zipp Collective	 FRA.1978.23588	0:15:47.71	8		0:15:47.71	+0:01:11.59
9	295	ZILAK Frantisek	 CZE.1981.22627	0:15:52.22	9		0:15:52.22	+0:01:16.10
10	299	SAINT-AUBIN Christophe	 FRA.1986.35590	0:15:52.38	10		0:15:52.38	+0:01:16.26
11	312	LOCHHEAD Andrew	 GBR.1984.25456	0:16:08.26	11		0:16:08.26	+0:01:32.14
12	300	KULHAVY Radek	 CZE.1984.25807	0:16:11.25	12		0:16:11.25	+0:01:35.13
13	309	CALVEZ Mathieu Hotlines Nukeproof Racing	 FRA.1986.22152	0:16:17.00	13		0:16:17.00	+0:01:40.88
14	303	EXENBERGER Kurt	 AUT.1975.23045	0:16:17.16	14		0:16:17.16	+0:01:41.04













PRO STAGE RESULTS

Pos	Plate	Name Team	Nat EWS number	Stage 1PRO	Pos	Penalties	Time	Gap
MEN Master 35+								
15	305	KARB Ingo	 GER.1973.27505	0:16:21.35	15		0:16:21.35	+0:01:45.23
16	310	BERNARD Guillaume	 FRA.1983.22861	0:16:30.24	16		0:16:30.24	+0:01:54.12
17	294	REISER Christoph	 GER.1986.25635	0:16:33.26	17		0:16:33.26	+0:01:57.14
18	291	KOLEV Ivan	 BUL.1981.22786	0:16:43.25	18		0:16:43.25	+0:02:07.13
19	290	WINKLER Gabor	 HUN.1974.22246	0:17:05.29	19		0:17:05.29	+0:02:29.17
20	298	FELLGETT Theo	 GBR.1986.38997	0:17:09.20	20		0:17:09.20	+0:02:33.08
21	307	WARD Joe	 IRL.1971.22541	0:17:21.09	21		0:17:21.09	+0:02:44.97
22	301	GRUBER Markus	 AUT.1984.22503	0:17:23.22	22		0:17:23.22	+0:02:47.10
23	306	EICHINGER Christoph	 GER.1980.39926	0:17:24.12	23		0:17:24.12	+0:02:48.00
24	308	SCOTT Darren	 GBR.1971.22334	0:17:30.71	24		0:17:30.71	+0:02:54.59
25	297	MICHALEK Viktor	 SVK.1980.35835	0:17:36.64	25		0:17:36.64	+0:03:00.52
26	289	BODEUX Xavier	 BEL.1976.21936	0:17:39.22	26		0:17:39.22	+0:03:03.10













PRO STAGE RESULTS

Pos	Plate	Name Team	Nat EWS number	Stage 1PRO	Pos	Penalties	Time	Gap
MEN Master 35+								
27	296	SURBALLE Emiliano	 ARG.1978.24423	0:17:46.99	27		0:17:46.99	+0:03:10.87
28	302	PAJMA Martin	 CZE.1977.22282	0:17:59.81	28		0:17:59.81	+0:03:23.69
29	287	HUGHES David	 IRL.1971.21814	0:18:22.86	29		0:18:22.86	+0:03:46.74
30	288	DAUMAS Eric	 FRA.1968.22075	0:18:33.78	30		0:18:33.78	+0:03:57.66
DNF	318	WEIDEMANN Mads	 DEN.1982.33629					
MEN Under 21								
1	286	MEIER-SMITH Luke Propain Factory Enduro	 AUS.2002.25147	<u>0:13:26.81</u>	1		0:13:26.81	
2	274	HELLY Johnathan	 CAN.2003.27147	0:13:35.07	2		0:13:35.07	+0:00:08.26
3	240	SMRDEL Miha	 SLO.2004.38908	0:13:45.94	3		0:13:45.94	+0:00:19.13
4	279	HANCOCK Emmett	 CAN.2002.37051	0:13:58.25	4		0:13:58.25	+0:00:31.44
5	280	SCHEELE William	 NOR.2003.33415	0:13:59.45	5		0:13:59.45	+0:00:32.64
6	250	KLOKOCKA Vojtech	 CZE.2004.36797	0:14:06.09	6		0:14:06.09	+0:00:39.28













PRO STAGE RESULTS

Pos	Plate	Name Team	Nat EWS number	Stage 1PRO	Pos	Penalties	Time	Gap
MEN Under 21								
7	285	SHERLOCK Seth	 CAN.2002.40432	0:14:12.28	7		0:14:12.28	+0:00:45.47
8	251	BRACONI Francesco	 ITA.2003.36890	0:14:19.94	8		0:14:19.94	+0:00:53.13
9	268	RYYNANEN Tarmo	 FIN.2002.31950	0:14:22.87	9		0:14:22.87	+0:00:56.06
10	281	PIERCY Jack Commencal Les Orres Team	 GBR.2004.36927	0:14:24.16	10		0:14:24.16	+0:00:57.35
11	262	KAUX Marin Tribe Pyrenees Gravity	 FRA.2002.30383	0:14:25.15	11		0:14:25.15	+0:00:58.34
12	276	PEREZ Enzo Tribe Pyrenees Gravity	 FRA.2004.38362	0:14:27.60	12		0:14:27.60	+0:01:00.79
13	260	COPE Daniel	 GBR.2003.36534	0:14:28.03	13		0:14:28.03	+0:01:01.22
14	272	ICARDO Alexis Canyon CLLTV Dainese	 FRA.2003.31902	0:14:28.06	14		0:14:28.06	+0:01:01.25
15	166	HEINE Geraud	 BEL.2004.25833	0:14:29.45	15		0:14:29.45	+0:01:02.64
16	264	LESQUIR Tom Hotlines Nukeproof Racing	 FRA.2003.36215	0:14:29.52	16		0:14:29.52	+0:01:02.71
17	277	FAIRBROTHER Matthew	 NZL.2004.35439	0:14:30.52	17		0:14:30.52	+0:01:03.71
18	266	ESCHLER Lasse	 GER.2005.37539	0:14:34.00	18		0:14:34.00	+0:01:07.19













PRO STAGE RESULTS

Pos	Plate	Name Team	Nat EWS number	Stage 1PRO	Pos	Penalties	Time	Gap
MEN Under 21								
19	284	GILCHRIST Ryan	 AUS.2002.36859	0:14:34.56	19		0:14:34.56	+0:01:07.75
20	252	HOGLUND Andreas	 SWE.2002.36347	0:14:34.70	20		0:14:34.70	+0:01:07.89
21	269	PINKERTON Ryan Kenneth GT Factory Racing	 USA.2005.40481	0:14:38.90	21		0:14:38.90	+0:01:12.09
22	229	PIVNICKA Jakub	 CZE.2005.38692	0:14:41.00	22		0:14:41.00	+0:01:14.19
23	258	VERNHET Axel	 FRA.2002.34183	0:14:42.08	23		0:14:42.08	+0:01:15.27
24	270	HOFMANN Noah	 AUT.2003.36750	0:14:45.55	24		0:14:45.55	+0:01:18.74
25	237	FOCKENBERGER Timmy	 AUT.2003.33138	0:14:51.96	25		0:14:51.96	+0:01:25.15
26	278	JOHNSTON Guy	 NZL.2003.50550	0:14:52.33	26		0:14:52.33	+0:01:25.52
27	236	VAANANEN Erik Edvin	 FIN.2003.33917	0:14:55.49	27		0:14:55.49	+0:01:28.68
28	267	WAYMAN Alex	 NZL.2004.35117	0:14:55.67	28		0:14:55.67	+0:01:28.86
29	245	FORBES Lachie	 AUS.2003.36655	0:14:59.95	29		0:14:59.95	+0:01:33.14
30	275	BROWN Lewis	 GBR.2002.37821	0:15:01.33	30		0:15:01.33	+0:01:34.52




PRO STAGE RESULTS

Pos	Plate	Name Team	Nat EWS number	Stage 1PRO	Pos	Penalties	Time	Gap
MEN Under 21								
31	246	BUENGEN Lars Henrik Swiss Enduro Team by Giant	 SUI.2005.27225	0:15:02.42	31		0:15:02.42	+0:01:35.61
32	238	PURTOLA Joonas	 FIN.2004.39349	0:15:03.76	32		0:15:03.76	+0:01:36.95
33	282	RANDELL Jayden	 GBR.2003.27895	0:15:20.68	33		0:15:20.68	+0:01:53.87
34	256	BARTLETT Jamie	 NZL.2002.29529	0:15:22.14	34		0:15:22.14	+0:01:55.33
35	261	FOURCADE Luca Tribe Pyrenees Gravity	 FRA.2003.35944	0:15:28.29	35		0:15:28.29	+0:02:01.48
36	254	HUTMAN Omer	 ISR.2004.40015	0:15:29.11	36		0:15:29.11	+0:02:02.30
37	231	HEITMANN Jonathan	 GER.2004.50848	0:15:29.30	37		0:15:29.30	+0:02:02.49
38	239	FIEDLER Zdenek	 CZE.2002.27427	0:15:32.01	38		0:15:32.01	+0:02:05.20
39	253	HARROP Zack	 GBR.2003.30354	0:15:36.16	39		0:15:36.16	+0:02:09.35
40	248	FUCHS Peter	 GER.2002.33379	0:15:40.93	40		0:15:40.93	+0:02:14.12
41	249	GOWEIL Jonas Cube Action Team	 AUT.2002.36734	0:15:41.54	41		0:15:41.54	+0:02:14.73
42	265	WHITE Ronan	 GBR.2002.36972	0:15:50.43	42		0:15:50.43	+0:02:23.62













PRO STAGE RESULTS

Pos	Plate	Name Team	Nat EWS number	Stage 1PRO	Pos	Penalties	Time	Gap
MEN Under 21								
43	230	SOJKA Adam	 POL.2005.52418	0:15:52.67	43		0:15:52.67	+0:02:25.86
44	283	BRODIE William	 GBR.2004.37689	0:15:55.23	44		0:15:55.23	+0:02:28.42
45	244	SCHLEICHER Valentin RDN Racing	 GER.2002.26946	0:15:59.02	45		0:15:59.02	+0:02:32.21
46	241	GREEN Lachlan	 AUS.2002.36954	0:16:10.20	46		0:16:10.20	+0:02:43.39
47	257	CLEMENT Liam	 GBR.2004.37661	0:16:11.61	47		0:16:11.61	+0:02:44.80
48	235	LINDBLOM Carter	 USA.2003.27008	0:16:18.09	48		0:16:18.09	+0:02:51.28
49	233	WEIHING Leon	 GER.2003.33397	0:16:23.02	49		0:16:23.02	+0:02:56.21
50	242	SHPANOF Elad	 ISR.2005.40398	0:16:47.02	50		0:16:47.02	+0:03:20.21
51	234	HANZLIK Ondrej	 SVK.2003.39747	0:17:14.95	51		0:17:14.95	+0:03:48.14
52	255	REIS Nuno	 POR.2003.36760	0:28:09.33	52		0:28:09.33	+0:14:42.52
DNF	273	BERTINI Lisandru Lapierre Zipp Collective	 FRA.2004.36198					
DNS	232	JOIMIR Stefan	 ROU.2004.39862					












PRO STAGE RESULTS

Pos	Plate	Name Team	Nat EWS number	Stage 1PRO	Pos	Penalties	Time	Gap
MEN Under 21								
DNS	263	PLEINDOUX Simeon Hotlines Nukeproof Racing	 FRA.2003.34644					
WOMEN								
1	3	COURDURIER Isabeau Lapierre Zipp Collective	 FRA.1994.21731	0:15:24.05	1		0:15:24.05	
2	2	CHARRE Morgane Pivot Factory Racing	 FRA.1990.21958	0:15:34.01	2		0:15:34.01	+0:00:09.96
3	8	CONOLLY Ella Cannondale Enduro	 GBR.1998.21859	0:15:41.54	3		0:15:41.54	+0:00:17.49
4	1	PUGIN Melanie BH Enduro Racing Team	 FRA.1990.21693	0:16:07.96	4		0:16:07.96	+0:00:43.91
5	7	BARAONA Rebecca Yeti / Fox Factory Team	 GBR.1993.21715	0:16:11.85	5		0:16:11.85	+0:00:47.80
6	45	COOK Becky	 GBR.1986.21664	0:16:15.91	6		0:16:15.91	+0:00:51.86
7	42	SCARSI Gloria Canyon CLLTV Dainese	 ITA.2000.36425	0:16:21.52	7		0:16:21.52	+0:00:57.47
8	39	LANTHIER NADEAU Andreane Rocky Mountain Race Face	 CAN.1993.21609	0:16:21.75	8		0:16:21.75	+0:00:57.70
9	10	RICHTER Raphaela Ibis Enduro Team	 GER.1997.25746	0:16:24.98	9		0:16:24.98	+0:01:00.93
10	197	THOMA Ines	 GER.1989.21750	0:16:25.55	10		0:16:25.55	+0:01:01.50











PRO STAGE RESULTS

Pos	Plate	Name Team	Nat EWS number	Stage 1PRO	Pos	Penalties	Time	Gap
WOMEN								
11	40	STONE Jessica	 GBR.1990.32154	0:16:25.95	11		0:16:25.95	+0:01:01.90
12	203	PRUDKOVA Barbora	 CZE.1996.38768	0:16:26.54	12		0:16:26.54	+0:01:02.49
13	5	KOREM Noga GT Factory Racing	 ISR.1991.21660	0:16:27.83	13		0:16:27.83	+0:01:03.78
14	41	MORRISON Rae Liv Racing	 NZL.1989.21630	0:16:32.49	14		0:16:32.49	+0:01:08.44
15	199	ELLECOSTA Nadine Abetone FullOut Gravity	 ITA.1999.25437	0:16:44.57	15		0:16:44.57	+0:01:20.52
16	47	JONNIER Morgane Rossignol Factory Team	 FRA.1990.22559	0:16:48.10	16		0:16:48.10	+0:01:24.05
17	196	DUVERT Julie Theory Racing p/b ProBikeKit	 FRA.1996.21719	0:17:09.05	17		0:17:09.05	+0:01:45.00
18	204	RAST Camille	 SUI.1999.35605	0:17:11.43	18		0:17:11.43	+0:01:47.38
19	201	NABER Tanja	 GER.1987.22367	0:17:12.83	19		0:17:12.83	+0:01:48.78
20	202	BATTISTA Laura	 AUS.1988.22132	0:17:13.38	20		0:17:13.38	+0:01:49.33
21	205	RUTZ Lea Salome	 SUI.1995.33389	0:17:15.84	21		0:17:15.84	+0:01:51.79
22	52	LAWRENCE Kate	 USA.1998.27745	0:17:17.85	22		0:17:17.85	+0:01:53.80

PRO STAGE RESULTS

Pos	Plate	Name Team	Nat EWS number	Stage 1PRO	Pos	Penalties	Time	Gap
WOMEN								
23	198	MORRISON Amy	 USA.1989.22252	0:17:18.44	23		0:17:18.44	+0:01:54.39
24	9	WINTON Katy GT Factory Racing	 GBR.1993.21730	0:17:21.91	24		0:17:21.91	+0:01:57.86
25	216	RING Filippa	 SWE.1990.39267	0:17:22.25	25		0:17:22.25	+0:01:58.20
26	209	LONG Julia	 CAN.1999.22029	0:17:31.78	26		0:17:31.78	+0:02:07.73
27	50	BRUCHLE Veronika Cube Action Team	 GER.1995.22726	0:17:34.83	27		0:17:34.83	+0:02:10.78
28	207	BUREK Katarzyna	 POL.1993.23240	0:17:37.58	28		0:17:37.58	+0:02:13.53
29	49	STEINTHALER Hanna Cube Action Team	 AUT.1997.40424	0:17:38.24	29		0:17:38.24	+0:02:14.19
30	48	SCHICK Lucy Norco Factory Team	 CAN.2000.23447	0:17:42.44	30		0:17:42.44	+0:02:18.39
31	213	DILLON Sian	 GBR.1994.35457	0:17:52.77	31		0:17:52.77	+0:02:28.72
32	214	MCKIRDY Angeline	 CAN.1992.23461	0:17:52.86	32		0:17:52.86	+0:02:28.81
33	200	REY Charlotte Tribe Pyrenees Gravity	 FRA.2000.31025	0:18:00.87	33		0:18:00.87	+0:02:36.82
34	206	HOVORKA Anja	 SUI.1989.37532	0:18:05.40	34		0:18:05.40	+0:02:41.35





PRO STAGE RESULTS

Pos	Plate	Name Team	Nat EWS number	Stage 1PRO	Pos	Penalties	Time	Gap
WOMEN								
35	208	SAVELLI Irene	 ITA.1992.22163	0:18:12.85	35		0:18:12.85	+0:02:48.80
36	210	DOBNIG Yana Team Dorrong Enduro	 AUT.1999.22678	0:18:17.31	36		0:18:17.31	+0:02:53.26
37	211	DAVIDSSON Elina	 SWE.2001.38290	0:18:22.60	37		0:18:22.60	+0:02:58.55
38	212	YUSTO SANCHEZ Sara	 ESP.2000.39157	0:18:40.51	38		0:18:40.51	+0:03:16.46
39	215	REUTER Claire	 LUX.1993.37556	0:19:36.15	39		0:19:36.15	+0:04:12.10
40	46	BAUMANN Lisa Commencal Les Orres Team	 SUI.2001.37332	0:22:07.57	40		0:22:07.57	+0:06:43.52
41	4	HARDEN Harriet Trek Factory Racing	 GBR.2001.22819	0:23:00.32	41		0:23:00.32	+0:07:36.27
42	44	TAYLOR Chloe	 GBR.1998.23462	1:15:56.33	42		1:15:56.33	+1:00:32.28
DNF	51	WIEDENROTH Sofia Specialized Racing	 GER.1995.24544					
DNS	43	HENDERSON Polly	 GBR.2001.22368					





WOMEN | Master 35+

1	221	NESTLEROVA Fejola Stepanka	 CZE.1985.21761	<u>0:17:46.92</u>	1		0:17:46.92	
---	-----	--------------------------------------	---	-------------------	---	--	-------------------	--

PRO STAGE RESULTS

Pos	Plate	Name Team	Nat EWS number	Stage 1PRO	Pos	Penalties	Time	Gap
WOMEN Master 35+								
2	222	THOMSEN Sandra Bohn	 DEN.1983.33584	0:18:31.31	2		0:18:31.31	+0:00:44.39
3	218	FILBY Maxine	 GBR.1980.36076	0:19:28.40	3		0:19:28.40	+0:01:41.48
4	220	NEWELL Melissa	 NZL.1979.21458	0:19:31.89	4		0:19:31.89	+0:01:44.97
5	219	MCCONNELOUG Mary	 USA.1971.22390	0:23:05.29	5		0:23:05.29	+0:05:18.37

WOMEN | Under 21

1	228	LAN Emmy Norco Factory Team	 CAN.2004.33463	<u>0:16:38.28</u>	1		0:16:38.28	
2	224	SMRDEL Tina	 SLO.2005.40568	0:17:32.64	2		0:17:32.64	+0:00:54.36
3	223	BOUCHER Lily	 CAN.2004.40222	0:17:57.90	3		0:17:57.90	+0:01:19.62
4	225	HENRY Justine Tribe Pyrenees Gravity	 FRA.2003.32717	0:19:50.57	4		0:19:50.57	+0:03:12.29

Statistics

Entries / Nations	Finished	DNF	DSQ	DNS	Weather	Temperature	Distance	Elevation
311 / 33	297	7	0	7	Sunny	23 °C		

DNF: did not finish · DNS: did not start · DSQ: disqualified