













## RESULTS OVERALL













Pos	Plate	Name Team	Nat EWS number	Stage 1Q	Pos	Stage 2	Pos	Penalties	Time	Gap
<b>MEN</b>										
1	11	<b>MELAMED Jesse</b> Rocky Mountain Race Face	CAN.1992.21596	<u>0:06:27.42</u>	1	0:08:32.85	3		<b>0:15:00.27</b>	
2	27	<b>MAES Martin</b> GT Factory Racing	BEL.1997.21636	0:06:38.34	4	<u>0:08:26.57</u>	1		<b>0:15:04.91</b>	+0:00:04.64
3	30	<b>GALY Theo</b> Sunn Enduro Factory Team	FRA.1990.21691	0:06:42.52	7	0:08:32.41	2		<b>0:15:14.93</b>	+0:00:14.66
4	52	<b>MOIR Jack</b> Canyon Collective	AUS.1994.33430	0:06:39.82	5	0:08:36.23	5		<b>0:15:16.05</b>	+0:00:15.78
5	25	<b>BORGES Jose</b> Miranda Factory Team	POR.1990.21669	0:06:42.35	6	0:08:36.66	6		<b>0:15:19.01</b>	+0:00:18.74
6	13	<b>WALLNER Robin</b> Ibis Enduro Team	SWE.1988.21594	0:06:37.73	2	0:08:41.98	11		<b>0:15:19.71</b>	+0:00:19.44
7	29	<b>HEAP Elliott</b> Chain Reaction Cycles	GBR.1998.21783	0:06:38.25	3	0:08:47.09	20		<b>0:15:25.34</b>	+0:00:25.07
8	19	<b>STUTTARD Mathew</b>	GBR.1993.21661	0:06:51.63	13	0:08:37.59	9		<b>0:15:29.22</b>	+0:00:28.95
9	32	<b>JEANDEL Louis</b>	FRA.1998.22140	0:06:51.95	14	0:08:37.47	8		<b>0:15:29.42</b>	+0:00:29.15
10	34	<b>PERSAK Vid</b> Orbea FOX Enduro Team	SLO.1996.22810	0:06:45.31	8	0:08:44.88	16		<b>0:15:30.19</b>	+0:00:29.92
11	60	<b>RUDEAU Alex</b> Commencal Enduro Team	FRA.1996.25071	0:06:59.68	30	0:08:34.07	4		<b>0:15:33.75</b>	+0:00:33.48
12	10	<b>JOHANSEN Zakarias Blom</b> Cube Action Team	SWE.1992.21863	0:06:52.09	15	0:08:42.19	12		<b>0:15:34.28</b>	+0:00:34.01














## RESULTS OVERALL

Pos	Plate	Name Team	Nat EWS number	Stage 1Q	Pos	Stage 2	Pos	Penalties	Time	Gap
<b>MEN</b>										
13	2	<b>NICOLAI Florian</b> Trek Factory Racing	 FRA.1993.21749	0:06:55.92	19	0:08:40.37	10		<b>0:15:36.29</b>	+0:00:36.02
14	14	<b>LUCAS Cole</b> Ibis Enduro Team	 NZL.1998.23013	0:06:49.96	10	0:08:47.20	21		<b>0:15:37.16</b>	+0:00:36.89
15	28	<b>CALLAGHAN Gregory</b> Unior Devinci Factory Racing	 IRL.1991.21827	0:06:51.28	11	0:08:46.58	18		<b>0:15:37.86</b>	+0:00:37.59
16	63	<b>LARBEYOU Guillaume</b>	 FRA.1994.25575	0:06:56.78	22	0:08:43.65	15		<b>0:15:40.43</b>	+0:00:40.16
17	4	<b>TORDO Dimitri</b> Canyon Collective	 FRA.1993.21764	0:06:51.50	12	0:08:49.82	27		<b>0:15:41.32</b>	+0:00:41.05
18	16	<b>WILDHABER Gustav</b> Cube Action Team	 SUI.1988.21848	0:06:58.25	26	0:08:43.47	14		<b>0:15:41.72</b>	+0:00:41.45
19	53	<b>KERR Bernard</b> Pivot Factory Racing	 GBR.1991.27607	0:06:48.78	9	0:08:55.45	41		<b>0:15:44.23</b>	+0:00:43.96
20	51	<b>MURRAY Charles</b>	 NZL.1996.22752	0:06:54.60	16	0:08:49.75	26		<b>0:15:44.35</b>	+0:00:44.08
21	36	<b>PESENTI Marcello</b>	 ITA.1994.21853	0:06:59.16	29	0:08:46.71	19		<b>0:15:45.87</b>	+0:00:45.60
22	33	<b>VERNER Rhys</b> Kona Factory Team	 CAN.1997.22407	0:06:55.28	17	0:08:51.10	31		<b>0:15:46.38</b>	+0:00:46.11
23	31	<b>OTON Damien</b> Orbea FOX Enduro Team	 FRA.1987.21728	0:06:58.65	28	0:08:48.50	23		<b>0:15:47.15</b>	+0:00:46.88
24	6	<b>GAUVIN Remi</b> Rocky Mountain Race Face	 CAN.1992.21624	0:07:04.98	39	0:08:42.38	13		<b>0:15:47.36</b>	+0:00:47.09












## RESULTS OVERALL

Pos	Plate	Name Team	Nat EWS number	Stage 1Q	Pos	Stage 2	Pos	Penalties	Time	Gap
<b>MEN</b>										
25	50	<b>NATION Joseph</b>	 NZL.1989.21670	0:06:57.55	23	0:08:50.19	29		<b>0:15:47.74</b>	+0:00:47.47
26	23	<b>MASTERS Wyn</b> GT Factory Racing	 NZL.1987.21663	0:06:58.47	27	0:08:49.90	28		<b>0:15:48.37</b>	+0:00:48.10
27	106	<b>DRACH Torben</b>	 GER.1998.22419	0:07:03.75	35	0:08:46.38	17		<b>0:15:50.13</b>	+0:00:49.86
28	68	<b>CONNELL Joseph</b>	 GBR.1994.21745	0:07:01.93	33	0:08:48.78	24		<b>0:15:50.71</b>	+0:00:50.44
29	24	<b>PIGEON Hugo</b>	 FRA.1996.23507	0:06:58.05	25	0:08:53.00	34		<b>0:15:51.05</b>	+0:00:50.78
30	70	<b>BARNES Joe</b>	 GBR.1988.21748	0:06:56.05	20	0:08:56.27	44		<b>0:15:52.32</b>	+0:00:52.05
31	48	<b>CALLAGHAN Killian</b>	 IRL.1997.21769	0:07:02.16	34	0:08:50.28	30		<b>0:15:52.44</b>	+0:00:52.17
32	61	<b>CURE Alexandre</b>	 FRA.1993.21675	0:07:01.18	32	0:08:52.83	33		<b>0:15:54.01</b>	+0:00:53.74
33	20	<b>LAPEYRIE Thomas</b>	 FRA.1990.21601	0:06:55.85	18	0:08:59.67	49		<b>0:15:55.52</b>	+0:00:55.25
34	85	<b>HEINIGER Nils</b>	 NZL.1999.25218	0:07:07.58	43	0:08:49.74	25		<b>0:15:57.32</b>	+0:00:57.05
35	54	<b>TRABAC Elliot</b>	 FRA.1996.21710	0:06:57.89	24	0:09:00.05	50		<b>0:15:57.94</b>	+0:00:57.67
36	57	<b>GAILLOT Baptiste</b>	 FRA.1991.21771	0:07:06.98	41	0:08:51.67	32		<b>0:15:58.65</b>	+0:00:58.38













## RESULTS OVERALL

Pos	Plate	Name Team	Nat EWS number	Stage 1Q	Pos	Stage 2	Pos	Penalties	Time	Gap
<b>MEN</b>										
37	9	<b>MASTERS Edward</b> Pivot Factory Racing	 NZL.1989.22590	0:07:04.24	36	0:08:55.21	40		<b>0:15:59.45</b>	+0:00:59.18
38	58	<b>DE VOCHT Bart</b>	 BEL.1992.23075	0:07:06.94	40	0:08:53.37	37		<b>0:16:00.31</b>	+0:01:00.04
39	80	<b>RONZON Erwin</b>	 ITA.1997.21868	0:07:07.65	44	0:08:53.03	36		<b>0:16:00.68</b>	+0:01:00.41
40	47	<b>TORRALBA GARASA Gabriel</b> Orbea FOX Enduro Team	 ESP.1997.21633	0:06:59.70	31	0:09:01.05	51		<b>0:16:00.75</b>	+0:01:00.48
41	62	<b>BENOIT Clement</b>	 FRA.1991.21770	0:07:07.37	42	0:08:54.67	39		<b>0:16:02.04</b>	+0:01:01.77
42	35	<b>BUCHANAN Lewis</b>	 GBR.1993.21608	0:07:04.29	37	0:08:58.42	48		<b>0:16:02.71</b>	+0:01:02.44
43	72	<b>BREEDEN Joe</b>	 GBR.1999.33515	0:07:08.87	45	0:08:56.10	43		<b>0:16:04.97</b>	+0:01:04.70
44	49	<b>LUTHI Patrick</b>	 SUI.1992.22607	0:06:56.74	21	0:09:09.80	62		<b>0:16:06.54</b>	+0:01:06.27
45	55	<b>RAIMONDI Matteo</b>	 ITA.1995.22277	0:07:11.13	47	0:08:56.00	42		<b>0:16:07.13</b>	+0:01:06.86
46	59	<b>BAUD Elliott</b>	 FRA.1998.22053	0:07:09.37	46	0:08:58.18	47		<b>0:16:07.55</b>	+0:01:07.28
47	3	<b>MIQUEL Kevin</b> Sunn Enduro Factory Team	 FRA.1991.21704	0:07:34.97	71	0:08:37.35	7		<b>0:16:12.32</b>	+0:01:12.05













## RESULTS OVERALL


Pos	Plate	Name Team	Nat EWS number	Stage 1Q	Pos	Stage 2	Pos	Penalties	Time	Gap
<b>MEN</b>										
48	17	<b>CHAPUIS Maxime</b>	 SUI.1994.22784	0:07:24.69	60	0:08:48.28	22		<b>0:16:12.97</b>	+0:01:12.70
49	56	<b>VENDEMMIA Mirco</b>	 ITA.1998.21871	0:07:20.39	56	0:08:53.49	38		<b>0:16:13.88</b>	+0:01:13.61
50	117	<b>CARLSSON Simon</b>	 SWE.1997.23346	0:07:11.61	48	0:09:03.88	54		<b>0:16:15.49</b>	+0:01:15.22
51	100	<b>IENZER Emeric</b> Tribe Rocky MTN POWERPLAY	 FRA.1999.31862	0:07:12.71	49	0:09:03.08	53		<b>0:16:15.79</b>	+0:01:15.52
52	103	<b>PETER Stefan</b>	 SUI.1992.23004	0:07:20.07	55	0:08:58.12	46		<b>0:16:18.19</b>	+0:01:17.92
53	71	<b>BLAIR Lachlan</b>	 GBR.1995.21426	0:07:15.89	53	0:09:06.00	56		<b>0:16:21.89</b>	+0:01:21.62
54	73	<b>HALE Ant</b> Chain Reaction Cycles	 GBR.1994.35957	0:07:22.97	59	0:09:02.15	52		<b>0:16:25.12</b>	+0:01:24.85
55	84	<b>MYSIK Milan</b>	 CZE.1993.22051	0:07:14.72	51	0:09:10.83	63		<b>0:16:25.55</b>	+0:01:25.28
56	89	<b>WILLIAMS Robert</b>	 GBR.1990.22515	0:07:13.10	50	0:09:13.36	66		<b>0:16:26.46</b>	+0:01:26.19
57	114	<b>ZWAR Oliver</b>	 SWE.1995.33395	0:07:25.50	61	0:09:06.50	58		<b>0:16:32.00</b>	+0:01:31.73
58	22	<b>GARAY TAMAYO Iago</b> Santa Cruz X SRAM	 ESP.1991.21707	0:07:25.90	64	0:09:07.73	59		<b>0:16:33.63</b>	+0:01:33.36

## RESULTS OVERALL












Pos	Plate	Name Team	Nat EWS number	Stage 1Q	Pos	Stage 2	Pos	Penalties	Time	Gap
<b>MEN</b>										
59	67	<b>WOLFE Daniel</b>	 IRL.1988.22250	0:07:38.42	73	0:08:56.28	45		<b>0:16:34.70</b>	+0:01:34.43
60	86	<b>KRASNY Carter</b>	 CAN.1999.22027	0:07:29.65	66	0:09:05.75	55		<b>0:16:35.40</b>	+0:01:35.13
61	112	<b>SILVA Pedro</b>	 POR.1995.33419	0:07:22.85	58	0:09:17.72	69		<b>0:16:40.57</b>	+0:01:40.30
62	64	<b>SECONDI Nathan</b> Fulgur Factory Team	 FRA.1999.22133	0:07:34.96	70	0:09:06.02	57		<b>0:16:40.98</b>	+0:01:40.71
63	116	<b>ZWAR KVIST Benjamin</b>	 SWE.1999.33409	0:07:29.64	65	0:09:12.60	65		<b>0:16:42.24</b>	+0:01:41.97
64	79	<b>BERTA Matteo</b> Fulgur Factory Team	 ITA.1995.21891	0:07:35.50	72	0:09:08.28	60		<b>0:16:43.78</b>	+0:01:43.51
65	66	<b>ARNAUD Quentin</b>	 FRA.1994.22628	0:07:33.35	69	0:09:11.75	64		<b>0:16:45.10</b>	+0:01:44.83
66	102	<b>WIDMER Mirco</b>	 SUI.1990.22314	0:07:21.52	57	0:09:27.97	79		<b>0:16:49.49</b>	+0:01:49.22
67	99	<b>GARCIA Tom</b>	 FRA.1990.22226	0:07:25.67	62	0:09:26.07	76		<b>0:16:51.74</b>	+0:01:51.47
68	109	<b>MIHALKOVITS Peter</b>	 AUT.1993.23608	0:07:31.89	67	0:09:20.32	72		<b>0:16:52.21</b>	+0:01:51.94
69	105	<b>MUELLER Igor</b>	 SUI.1996.22665	0:07:32.90	68	0:09:23.50	74		<b>0:16:56.40</b>	+0:01:56.13
70	101	<b>DERKUM Christian</b>	 GER.1991.23043	0:07:41.63	75	0:09:16.77	68		<b>0:16:58.40</b>	+0:01:58.13

## RESULTS OVERALL

Pos	Plate	Name Team	Nat EWS number	Stage 1Q	Pos	Stage 2	Pos	Penalties	Time	Gap
<b>MEN</b>										
71	76	<b>LEWIS Joshua</b>	 GBR.1993.21705	0:07:25.80	63	0:09:33.13	86		<b>0:16:58.93</b>	+0:01:58.66
72	98	<b>HEBERT Ambroise</b>	 FRA.1993.21934	0:07:54.56	82	0:09:09.27	61		<b>0:17:03.83</b>	+0:02:03.56
73	75	<b>ERLANGSEN Theo</b>	 RSA.1995.33095	0:07:48.15	78	0:09:18.52	71		<b>0:17:06.67</b>	+0:02:06.40
74	26	<b>SCOTT Mark</b> Santa Cruz X SRAM	 GBR.1993.21714	0:07:18.57	54	0:09:48.17	89		<b>0:17:06.74</b>	+0:02:06.47
75	96	<b>GARANGER Arnaud</b>	 FRA.1996.23036	0:07:52.16	79	0:09:15.17	67		<b>0:17:07.33</b>	+0:02:07.06
76	94	<b>KOLAR Michael</b>	 SVK.1992.30439	0:07:40.47	74	0:09:28.52	80		<b>0:17:08.99</b>	+0:02:08.72
77	81	<b>FRANCARDO Tommaso</b>	 ITA.1997.22813	0:07:15.00	52	0:09:54.70	90		<b>0:17:09.70</b>	+0:02:09.43
78	77	<b>MARFURT Silvan</b>	 SUI.1988.22319	0:07:53.20	80	0:09:21.28	73		<b>0:17:14.48</b>	+0:02:14.21
79	92	<b>BEAN Nicolas</b> Theory Global Enduro Team	 USA.1999.22730	0:07:47.17	77	0:09:27.93	78		<b>0:17:15.10</b>	+0:02:14.83
80	104	<b>BRATSCHI Tim</b>	 SUI.1988.23005	0:08:23.35	88	0:08:53.00	34		<b>0:17:16.35</b>	+0:02:16.08
81	108	<b>ANGIOLINI Sebastien</b>	 SUI.1993.21614	0:07:42.79	76	0:09:37.04	87		<b>0:17:19.83</b>	+0:02:19.56
82	82	<b>LUPATO Denny</b>	 ITA.1992.22852	0:08:02.11	86	0:09:18.45	70		<b>0:17:20.56</b>	+0:02:20.29














## RESULTS OVERALL






Pos	Plate	Name Team	Nat EWS number	Stage 1Q	Pos	Stage 2	Pos	Penalties	Time	Gap
<b>MEN</b>										
83	83	LUPATO Alex	 ITA.1989.22851	0:07:54.32	81	0:09:31.79	82		0:17:26.11	+0:02:25.84
84	78	PUTZENLECHNER Leonhard	 GER.1993.22199	0:07:57.58	83	0:09:31.81	83		0:17:29.39	+0:02:29.12
85	113	RYAN Fergus	 GBR.1993.22458	0:07:58.84	84	0:09:32.92	85		0:17:31.76	+0:02:31.49
86	93	KNAPEC Martin	 SVK.1994.26017	0:07:59.05	85	0:09:37.47	88		0:17:36.52	+0:02:36.25
87	115	OLOFSSON Pontus	 SWE.1996.22327	0:08:09.23	87	0:09:32.72	84		0:17:41.95	+0:02:41.68
88	91	HOLOWKO Alex	 GBR.1990.21357	0:08:43.60	89	0:09:30.75	81		0:18:14.35	+0:03:14.08
89	5	DAILLY Adrien Lapierre Zipp Collective	 FRA.1996.21677	0:09:01.33	90	0:10:09.03	91		0:19:10.36	+0:04:10.09
90	118	SWANBECK Daniel	 SWE.1990.32435	0:10:43.14	91	0:09:25.20	75		0:20:08.34	+0:05:08.07
91	65	FRESQUET Axel	 FRA.1998.23081	0:14:44.56	92	0:09:26.59	77		0:24:11.15	+0:09:10.88
DNF	21	TEXTOR Christian Team BULLS	 GER.1990.22845	0:07:04.75	38					
DNS	110	ALLEMANN Remy Team Dorrong Enduro	 SUI.1990.21671							









## RESULTS OVERALL

Pos	Plate	Name Team	Nat EWS number	Stage 1Q	Pos	Stage 2	Pos	Penalties	Time	Gap
<b>MEN</b>										
DNS	97	ESCUДИER Thomas	 FRA.1991.21945							
DNS	107	OPPLIGER Timothee	 SUI.1992.21701							
DNS	74	BRANNIGAN George	 GBR.1992.22289							
DNS	88	LOMBARDI Matthew	 RSA.1997.25034							
<b>MEN   Master 40+</b>										
1	159	PAGE Nigel Chain Reaction Cycles	 GBR.1972.23282	0:07:52.57	2	<u>0:09:40.60</u>	1		<b>0:17:33.17</b>	
2	160	ZANCHI Bruno	 ITA.1973.21847	0:07:56.20	3	0:09:50.65	2		<b>0:17:46.85</b>	+0:00:13.68
3	163	BISHOP Daniel	 GBR.1970.22823	<u>0:07:50.39</u>	1	0:09:56.52	3		<b>0:17:46.91</b>	+0:00:13.74
4	161	GREENWOOD Daniel	 GBR.1970.22823	0:08:20.12	4	0:10:07.45	4		<b>0:18:27.57</b>	+0:00:54.40
5	167	CHANTRY Renaud	 SUI.1973.24474	0:08:36.68	5	0:10:09.67	5		<b>0:18:46.35</b>	+0:01:13.18
6	164	CIZINSKY Milan	 CZE.1974.22018	0:09:06.45	7	0:10:22.32	6		<b>0:19:28.77</b>	+0:01:55.60
7	170	KARB Ingo	 GER.1973.27505	0:09:00.57	6	0:10:41.85	8		<b>0:19:42.42</b>	+0:02:09.25













## RESULTS OVERALL

Pos	Plate	Name Team	Nat EWS number	Stage 1Q	Pos	Stage 2	Pos	Penalties	Time	Gap
<b>MEN   Master 40+</b>										
8	171	<b>SURBALLE Emiliano</b>	 ARG.1978.24423	0:09:13.68	8	0:10:34.32	7		<b>0:19:48.00</b>	+0:02:14.83
9	169	<b>MCNEIL John</b>	 GBR.1969.21394	0:09:23.05	9	0:10:58.50	9		<b>0:20:21.55</b>	+0:02:48.38
DNS	157	<b>RAVANEL Cedric</b> Commencal Enduro Team	 FRA.1978.21894							
DNS	165	<b>VAN DE HATERD Wilfred</b>	 NED.1972.22311							
DNS	166	<b>ANTIC Nino</b>	 GER.1975.22312							












## MEN | Under 21

1	119	<b>VIDAL Antoine</b> Commencal Enduro Team	 FRA.2001.25035	0:06:50.63	2	<u>0:08:37.55</u>	1		<b>0:15:28.18</b>	
2	120	<b>STONE Brady</b> Theory Global Enduro Team	 NZL.2000.23119	<u>0:06:49.12</u>	1	0:09:00.53	3		<b>0:15:49.65</b>	+0:00:21.47
3	128	<b>EDMONDSON Jamie</b>	 GBR.2001.22932	0:07:10.40	4	0:08:57.12	2		<b>0:16:07.52</b>	+0:00:39.34
4	131	<b>FEJER Max</b> Team Dorrong Enduro	 AUT.2000.21703	0:07:10.25	3	0:09:07.92	4		<b>0:16:18.17</b>	+0:00:49.99
5	132	<b>STERCKX Nathan</b>	 CAN.2001.22631	0:07:13.76	5	0:09:13.29	6		<b>0:16:27.05</b>	+0:00:58.87
6	121	<b>LADEIRA Tiago</b> Miranda Factory Team	 POR.2000.30395	0:07:18.56	6	0:09:14.25	7		<b>0:16:32.81</b>	+0:01:04.63

## RESULTS OVERALL

Pos	Plate	Name Team	Nat EWS number	Stage 1Q	Pos	Stage 2	Pos	Penalties	Time	Gap
<b>MEN   Under 21</b>										
7	140	<b>WARNET</b> Manu	 NED.2001.26267	0:07:22.77	7	0:09:19.75	9		<b>0:16:42.52</b>	+0:01:14.34
8	123	<b>ICARDO</b> Alexis Commencal Enduro Team	 FRA.2003.31902	0:07:33.94	8	0:09:10.52	5		<b>0:16:44.46</b>	+0:01:16.28
9	144	<b>GOMILSCEK</b> Zak	 SLO.2001.36054	0:07:40.77	10	0:09:20.62	10		<b>0:17:01.39</b>	+0:01:33.21
10	137	<b>GARELLA</b> Andrea	 ITA.2002.26297	0:07:39.76	9	0:09:26.50	11		<b>0:17:06.26</b>	+0:01:38.08
11	142	<b>SCHLEICHER</b> Valentin	 GER.2002.26946	0:07:42.10	11	0:09:34.00	14		<b>0:17:16.10</b>	+0:01:47.92
12	138	<b>GROTTI</b> Nicola	 ITA.2000.21925	0:07:43.77	12	0:09:34.50	15		<b>0:17:18.27</b>	+0:01:50.09
13	126	<b>PELISSERO</b> Simone Fulgur Factory Team	 ITA.2001.21940	0:07:53.47	14	0:09:32.47	13		<b>0:17:25.94</b>	+0:01:57.76
14	129	<b>WILSON</b> Thomas	 GBR.2000.22553	0:07:58.00	18	0:09:31.53	12		<b>0:17:29.53</b>	+0:02:01.35
15	133	<b>ENNIS</b> Ross	 IRL.2001.25954	0:07:54.94	16	0:09:40.42	16		<b>0:17:35.36</b>	+0:02:07.18
16	141	<b>SEYDOUX</b> Liam	 SUI.2000.23170	0:07:44.00	13	0:09:52.31	19		<b>0:17:36.31</b>	+0:02:08.13
17	130	<b>PESTAK</b> Martin	 CZE.2000.22245	0:07:56.87	17	0:09:45.78	17		<b>0:17:42.65</b>	+0:02:14.47
18	143	<b>VOTH</b> Laurin	 GER.2000.25451	0:07:54.38	15	0:09:51.22	18		<b>0:17:45.60</b>	+0:02:17.42

## RESULTS OVERALL

Pos	Plate	Name Team	Nat EWS number	Stage 1Q	Pos	Stage 2	Pos	Penalties	Time	Gap
<b>MEN   Under 21</b>										
19	127	<b>MENZIES Jack</b>	 CAN.2001.22519	0:13:00.10	20	0:09:18.20	8		<b>0:22:18.30</b>	+0:06:50.12
20	122	<b>BIBOLLET Erwan</b>	 FRA.2000.22616	0:08:40.04	19	0:23:50.72	20		<b>0:32:30.76</b>	+0:17:02.58
DNF	124	<b>MACARTHUR Glenn</b>	 FRA.2000.22879	0:59:32.84	21					
DNS	125	<b>SACCON Matteo</b>	 ITA.2000.21866							
<b>WOMEN</b>										
1	1	<b>COURDURIER Isabeau</b> Lapierre Zipp Collective	 FRA.1994.21731	<u>0:07:50.60</u>	1	<u>0:09:31.02</u>	1		<b>0:17:21.62</b>	
2	4	<b>CHARRE Morgane</b> Pivot Factory Racing	 FRA.1990.21958	0:08:00.69	2	0:09:43.87	2		<b>0:17:44.56</b>	+0:00:22.94
3	39	<b>CONOLLY Ella</b> SRAM Development Team	 GBR.1998.21859	0:08:22.12	3	0:09:51.83	6		<b>0:18:13.95</b>	+0:00:52.33
4	6	<b>GEHRIG Anita</b> Norco Factory Enduro	 SUI.1987.21718	0:08:36.18	7	0:10:01.77	10		<b>0:18:37.95</b>	+0:01:16.33
5	37	<b>WINTON Katy</b> Trek Factory Racing	 GBR.1993.21730	0:08:35.68	6	0:10:02.36	12		<b>0:18:38.04</b>	+0:01:16.42
6	10	<b>BARAONA Rebecca</b> Ibis Enduro Team	 GBR.1993.21715	0:08:44.74	8	0:10:00.15	8		<b>0:18:44.89</b>	+0:01:23.27
7	42	<b>JONNIER Morgane</b> Team Peugeot Cycles	 FRA.1990.22559	0:08:56.37	12	0:09:50.32	4		<b>0:18:46.69</b>	+0:01:25.07













# Specialized EWS Zermatt


Zermatt, Switzerland  
30 August 2020



ENDURO WORLD SERIES  
**Z E R M A T T**

## RESULTS OVERALL

Pos	Plate	Name Team	Nat EWS number	Stage 1Q	Pos	Stage 2	Pos	Penalties	Time	Gap
<b>WOMEN</b>										
8	149	<b>CHARLES Estelle</b>	 FRA.1997.22205	0:08:33.44	5	0:10:15.12	14		<b>0:18:48.56</b>	+0:01:26.94
9	145	<b>GILL Martha</b>	 GBR.1997.22469	0:08:50.70	9	0:10:01.50	9		<b>0:18:52.20</b>	+0:01:30.58
10	9	<b>MILLER Miranda</b> Kona Factory Team	 CAN.1990.21687	0:08:55.42	11	0:10:02.33	11		<b>0:18:57.75</b>	+0:01:36.13
11	40	<b>RICHTER Raphaela</b>	 GER.1997.25746	0:09:04.60	13	0:09:53.68	7		<b>0:18:58.28</b>	+0:01:36.66
12	41	<b>GEHRIG Carolin</b> Norco Factory Enduro	 SUI.1987.21665	0:08:55.14	10	0:10:12.12	13		<b>0:19:07.26</b>	+0:01:45.64
13	43	<b>DUVERT Julie</b> Theory Global Enduro Team	 FRA.1996.21719	0:09:18.18	16	0:09:51.12	5		<b>0:19:09.30</b>	+0:01:47.68
14	7	<b>COOK Becky</b>	 GBR.1986.21664	0:09:04.70	14	0:10:18.42	15		<b>0:19:23.12</b>	+0:02:01.50
15	148	<b>NABER Tanja</b>	 GER.1987.22367	0:09:26.78	17	0:10:27.38	17		<b>0:19:54.16</b>	+0:02:32.54
16	46	<b>SCHWENK Theresia</b> Team BULLS	 GER.1995.23042	0:09:32.45	18	0:10:24.07	16		<b>0:19:56.52</b>	+0:02:34.90
17	146	<b>TAYLOR Chloe</b>	 GBR.1998.23462	0:09:32.60	19	0:10:29.49	18		<b>0:20:02.09</b>	+0:02:40.47
18	147	<b>ROSSIN Laura</b>	 ITA.1991.22770	0:09:17.00	15	0:10:45.86	19		<b>0:20:02.86</b>	+0:02:41.24
19	2	<b>KOREM Noga</b> GT Factory Racing	 ISR.1991.21660	0:10:29.25	21	0:09:49.62	3		<b>0:20:18.87</b>	+0:02:57.25

Timing and results by  SPORTident

created on 30.08.2020 17:55:24










13/15



# Specialized EWS Zermatt

Zermatt, Switzerland  
30 August 2020

## RESULTS OVERALL

Pos	Plate	Name Team	Nat EWS number	Stage 1Q	Pos	Stage 2	Pos	Penalties	Time	Gap
<b>WOMEN</b>										
20	150	<b>MORGAN Jessie-may</b>	 GBR.1992.30385	0:10:01.55	20	0:11:21.00	21		<b>0:21:22.55</b>	+0:04:00.93
21	151	<b>BJORKMAN Josefine</b>	 SWE.1994.22313	0:11:07.95	22	0:11:03.20	20		<b>0:22:11.15</b>	+0:04:49.53
DNF	38	<b>PUGIN Melanie</b>	 FRA.1990.21693	0:08:28.30	4					
DNS	3	<b>LANTHIER NADEAU Andreane</b> Rocky Mountain Race Face	 CAN.1993.21609							
<b>WOMEN   Master 35+</b>										
1	154	<b>PAULIN Louise Margareta</b> Ibis Enduro Team	 SWE.1978.21619	<u>0:08:39.63</u>	1	<u>0:10:24.98</u>	1		<b>0:19:04.61</b>	
2	153	<b>WUNDERLIN Alba</b>	 SUI.1984.23104	0:09:38.93	2	0:10:40.15	2		<b>0:20:19.08</b>	+0:01:14.47
3	152	<b>MICHEL Daniela</b>	 SUI.1981.21559	0:11:33.40	3	0:11:42.43	3		<b>0:23:15.83</b>	+0:04:11.22
<b>WOMEN   Under 21</b>										
1	156	<b>HARDEN Harriet</b> Trek Factory Racing	 GBR.2001.22819	<u>0:08:23.90</u>	1	<u>0:09:58.08</u>	1		<b>0:18:21.98</b>	
2	155	<b>NEWKIRK Anna</b>	 USA.2001.25192	0:09:12.22	2	0:11:12.33	2		<b>0:20:24.55</b>	+0:02:02.57

# Specialized EWS Zermatt

Zermatt, Switzerland  
30 August 2020

## RESULTS OVERALL

### Statistics

Entries / Nations	Finished	DNF	DSQ	DNS	Weather	Temperature	Distance	Elevation
159 / 22	146	3	0	10	Rainy	6 °C		

DNF: did not finish · DNS: did not start · DSQ: disqualified

