


































PROVISIONAL RESULTS AFTER DAY 1

Pos	Plate	Name Team	Nat EWS number	Stage 1	Pos	Stage 2	Pos	Penalties	Time	Gap
MEN										
1	7	RUDE Richie Yeti / Fox Shox Factory Team	 USA.1995.21739	0:05:01.39	1	0:04:25.98	5		0:09:27.37	
2	1	HILL Sam Chain Reaction Cycles Mavic	 AUS.1985.21775	0:05:09.13	3	0:04:18.90	1		0:09:28.03	+0:00:00.66
3	20	ROPELATO Mitch	 USA.1992.22734	0:05:12.24	7	0:04:21.20	2		0:09:33.44	+0:00:06.07
4	4	MAES Martin GT Factory Racing	 BEL.1997.21636	0:05:08.80	2	0:04:25.74	4		0:09:34.54	+0:00:07.17
5	22	DAILLY Adrien Team Lapierre	 FRA.1996.21677	0:05:15.21	9	0:04:24.87	3		0:09:40.08	+0:00:12.71
6	21	MIQUEL Kevin	 FRA.1991.21704	0:05:13.15	8	0:04:27.47	6		0:09:40.62	+0:00:13.25
7	9	MELAMED Jesse Rocky Mountain/Race Face Enduro Team	 CAN.1992.21596	0:05:11.90	6	0:04:29.06	7		0:09:40.96	+0:00:13.59
8	23	WALKER Matthew Pivot Factory Racing	 NZL.1990.21846	0:05:11.89	5	0:04:34.18	16		0:09:46.07	+0:00:18.70
9	44	KELLEY Cody	 USA.1994.21757	0:05:16.40	10	0:04:30.58	9		0:09:46.98	+0:00:19.61
10	41	HEAP Elliott Chain Reaction Cycles Mavic	 GBR.1998.21783	0:05:17.04	12	0:04:30.68	10		0:09:47.72	+0:00:20.35
11	51	VEZINA McKay Giant Factory Off-Road Team	 CAN.1995.21632	0:05:16.77	11	0:04:33.85	13		0:09:50.62	+0:00:23.25












PROVISIONAL RESULTS AFTER DAY 1

Pos	Plate	Name Team	Nat EWS number	Stage 1	Pos	Stage 2	Pos	Penalties	Time	Gap
MEN										
12	69	GEANKOPLIS Evan	 USA.1991.25163	0:05:20.47	18	0:04:30.25	8		0:09:50.72	+0:00:23.35
13	32	NEER Shawn Yeti / Fox Shox Factory Team	 USA.1991.21712	0:05:17.35	13	0:04:35.08	19		0:09:52.43	+0:00:25.06
14	12	GAUVIN Remi Rocky Mountain/Race Face Enduro Team	 CAN.1992.21624	0:05:20.06	16	0:04:32.92	12		0:09:52.98	+0:00:25.61
15	5	TORDO Dimitri Canyon Factory Racing	 FRA.1993.21764	0:05:21.59	23	0:04:31.50	11		0:09:53.09	+0:00:25.72
16	35	GARAY TAMAYO iago Santa Cruz	 ESP.1991.21707	0:05:19.60	15	0:04:35.03	18		0:09:54.63	+0:00:27.26
17	13	WALLNER Robin Ibis Cycles Enduro Race Team	 SWE.1988.21594	0:05:20.40	17	0:04:35.12	20		0:09:55.52	+0:00:28.15
18	38	PIGEON Hugo	 FRA.1996.23507	0:05:21.78	25	0:04:34.08	15		0:09:55.86	+0:00:28.49
19	3	NICOLAI Florian Canyon Factory Racing	 FRA.1993.21749	0:05:20.96	20	0:04:35.60	21		0:09:56.56	+0:00:29.19
20	33	STUTTARD Mathew	 GBR.1993.21661	0:05:19.15	14	0:04:37.50	28		0:09:56.65	+0:00:29.28
21	27	WILDHABER Gustav Cube Action Team	 SUI.1988.21848	0:05:21.12	22	0:04:36.42	24		0:09:57.54	+0:00:30.17
22	25	JOHNSON Leigh Pole Enduro Race Team	 GBR.1996.22603	0:05:20.93	19	0:04:36.65	25		0:09:57.58	+0:00:30.21












PROVISIONAL RESULTS AFTER DAY 1

Pos	Plate	Name Team	Nat EWS number	Stage 1	Pos	Stage 2	Pos	Penalties	Time	Gap
MEN										
23	34	TEXTOR Christian	 GER.1990.22845	0:05:22.00	27	0:04:36.07	23		0:09:58.07	+0:00:30.70
24	97	BOBBITT Russell	 USA.1986.24505	0:05:21.80	26	0:04:37.58	29		0:09:59.38	+0:00:32.01
25	10	DENIAUD Youn Giant Factory Off-Road Team	 FRA.1996.22994	0:05:26.20	41	0:04:34.05	14		0:10:00.25	+0:00:32.88
26	63	MUDD Graeme	 AUS.1993.24835	0:05:21.60	24	0:04:38.92	36		0:10:00.52	+0:00:33.15
27	30	CARLSON Joshua Giant Factory Off-Road Team	 AUS.1986.21659	0:05:26.41	42	0:04:34.33	17		0:10:00.74	+0:00:33.37
28	14	JOHANSEN Zakarias Blom Cube Action Team	 SWE.1992.21863	0:05:22.85	29	0:04:38.14	31		0:10:00.99	+0:00:33.62
29	18	BUCHANAN Lewis Ibis Cycles Enduro Race Team	 GBR.1993.21608	0:05:20.97	21	0:04:40.82	41		0:10:01.79	+0:00:34.42
30	52	MURRAY Charles BBCL NZ Arapi Enduro Team	 NZL.1996.22752	0:05:22.85	29	0:04:39.03	37		0:10:01.88	+0:00:34.51
31	49	BOOKER Daniel	 AUS.1997.25378	0:05:23.45	32	0:04:38.67	34		0:10:02.12	+0:00:34.75
32	40	GRANT Kelan Chain Reaction Cycles Mavic	 IRL.1993.21773	0:05:24.08	33	0:04:38.80	35		0:10:02.88	+0:00:35.51
33	31	BURNS CONTRERAS Pedro Trek Factory Racing	 CHI.1997.21729	0:05:22.02	28	0:04:41.51	42		0:10:03.53	+0:00:36.16












PROVISIONAL RESULTS AFTER DAY 1

Pos	Plate	Name Team	Nat EWS number	Stage 1	Pos	Stage 2	Pos	Penalties	Time	Gap
MEN										
34	6	CALLAGHAN Greg Cube Action Team	 IRL.1991.21827	0:05:26.18	40	0:04:38.25	32		0:10:04.43	+0:00:37.06
35	36	OSBORNE Marco	 USA.1992.21762	0:05:26.10	39	0:04:38.53	33		0:10:04.63	+0:00:37.26
36	39	GALY Theo	 FRA.1990.21691	0:05:28.37	43	0:04:37.15	27		0:10:05.52	+0:00:38.15
37	50	NATION Joseph Pole Enduro Race Team	 NZL.1989.21670	0:05:25.50	37	0:04:40.31	39		0:10:05.81	+0:00:38.44
38	11	BORGES Jose Miranda Racing Team	 POR.1990.21669	0:05:28.85	46	0:04:37.62	30		0:10:06.47	+0:00:39.10
39	61	OSTROSKI Peter Rocky Mountain/Race Face Enduro Team	 USA.1989.21717	0:05:24.69	34	0:04:41.95	43		0:10:06.64	+0:00:39.27
40	45	JEANDEL Louis	 FRA.1998.22140	0:05:29.18	47	0:04:39.15	38		0:10:08.33	+0:00:40.96
41	100	RATHKAMP Spencer	 USA.1994.25258	0:05:25.65	38	0:04:43.48	47		0:10:09.13	+0:00:41.76
42	53	CALLAGHAN Killian Specialized Racing Team	 IRL.1997.21769	0:05:25.25	36	0:04:44.33	49		0:10:09.58	+0:00:42.21
43	24	LUCAS Cole BBCL NZ Arapi Enduro Team	 NZL.1998.23013	0:05:28.37	43	0:04:42.22	44		0:10:10.59	+0:00:43.22
44	37	VERNER Rhys Kona Factory Team	 CAN.1997.22407	0:05:22.87	31	0:04:47.94	58		0:10:10.81	+0:00:43.44











PROVISIONAL RESULTS AFTER DAY 1

Pos	Plate	Name Team	Nat EWS number	Stage 1	Pos	Stage 2	Pos	Penalties	Time	Gap
MEN										
45	26	CHAPUIS Maxime Specialized Racing Team	 SUI.1994.22784	0:05:24.83	35	0:04:46.34	55		0:10:11.17	+0:00:43.80
46	68	KEENE Curtis	 USA.1979.21699	0:05:28.53	45	0:04:43.86	48		0:10:12.39	+0:00:45.02
47	29	MASTERS Wyn GT Factory Racing	 NZL.1987.21663	0:05:36.28	57	0:04:36.86	26		0:10:13.14	+0:00:45.77
48	84	LANGE Carson	 USA.1994.23431	0:05:38.03	60	0:04:35.87	22		0:10:13.90	+0:00:46.53
49	64	BRON Kilian Intense Mavic Collective	 FRA.1991.21681	0:05:33.42	54	0:04:40.75	40		0:10:14.17	+0:00:46.80
50	17	LAPEYRIE Thomas Orbea Enduro Team	 FRA.1990.21601	0:05:29.50	48	0:04:45.75	52		0:10:15.25	+0:00:47.88
51	42	PERSAK Vid Orbea Enduro Team	 SLO.1996.22810	0:05:31.15	50	0:04:44.36	50		0:10:15.51	+0:00:48.14
52	28	WRIGHT Keegan Unior Devinci Factory Racing	 NZL.1996.21734	0:05:30.48	49	0:04:46.12	54		0:10:16.60	+0:00:49.23
53	62	DAVIS Jubal Yeti / Fox Shox Factory DEVO Race Team	 USA.1990.21737	0:05:32.36	52	0:04:45.25	51		0:10:17.61	+0:00:50.24
54	46	TRABAC Elliot	 FRA.1996.21710	0:05:31.25	51	0:04:47.88	56		0:10:19.13	+0:00:51.76
55	79	TRAINER Myles	 USA.1992.22401	0:05:39.25	66	0:04:42.35	45		0:10:21.60	+0:00:54.23












PROVISIONAL RESULTS AFTER DAY 1

Pos	Plate	Name Team	Nat EWS number	Stage 1	Pos	Stage 2	Pos	Penalties	Time	Gap
MEN										
56	88	RENWICK Todd	 USA.1995.24625	0:05:37.42	59	0:04:46.00	53		0:10:23.42	+0:00:56.05
57	98	HOBBS Ben	 USA.1992.22537	0:05:32.90	53	0:04:51.22	64		0:10:24.12	+0:00:56.75
58	54	SHAW Samuel BBCL NZ Arapi Enduro Team	 NZL.1992.22931	0:05:36.63	58	0:04:47.93	57		0:10:24.56	+0:00:57.19
59	55	MCMILLAN David	 AUS.1994.24437	0:05:38.14	61	0:04:49.98	60		0:10:28.12	+0:01:00.75
60	58	LEYEN Max	 CAN.1997.22927	0:05:38.19	62	0:04:50.27	61		0:10:28.46	+0:01:01.09
61	48	TORRALBA GARASA Gabriel Orbea Enduro Team	 ESP.1997.21633	0:05:34.37	56	0:04:55.48	71		0:10:29.85	+0:01:02.48
62	47	ABSALON Remy	 FRA.1984.21713	0:05:39.04	65	0:04:50.89	63		0:10:29.93	+0:01:02.56
63	72	SMITH Jimmy	 USA.1994.22251	0:05:39.91	68	0:04:50.35	62		0:10:30.26	+0:01:02.89
64	104	LEE Michael	 USA.1988.23212	0:05:40.27	70	0:04:51.28	65		0:10:31.55	+0:01:04.18
65	89	DEL BOSCO Christopher	 CAN.1982.23321	0:05:49.00	84	0:04:43.36	46		0:10:32.36	+0:01:04.99
66	77	HOLOWKO Alex	 GBR.1990.21357	0:05:38.82	63	0:04:54.30	68		0:10:33.12	+0:01:05.75












PROVISIONAL RESULTS AFTER DAY 1

Pos	Plate	Name Team	Nat EWS number	Stage 1	Pos	Stage 2	Pos	Penalties	Time	Gap
MEN										
67	93	JOYE Cameron	 USA.1998.21721	0:05:41.30	71	0:04:52.18	66		0:10:33.48	+0:01:06.11
68	101	MASTRANGELO Blake	 USA.1995.22794	0:05:39.44	67	0:04:55.06	70		0:10:34.50	+0:01:07.13
69	82	LOMBARDI Matthew	 RSA.1997.25034	0:05:33.92	55	0:05:01.36	83		0:10:35.28	+0:01:07.91
70	60	THEW Trevor	 CAN.1993.22191	0:05:40.10	69	0:04:55.67	72		0:10:35.77	+0:01:08.40
71	90	MCANDREW Alex	 USA.1990.22928	0:05:38.90	64	0:04:57.12	74		0:10:36.02	+0:01:08.65
72	92	HAYDEN Teddy	 USA.1998.25037	0:05:42.88	74	0:04:57.13	75		0:10:40.01	+0:01:12.64
73	95	PRICE Adam	 GBR.1990.24601	0:05:42.59	72	0:04:57.90	77		0:10:40.49	+0:01:13.12
74	76	CODNER Mitchell	 AUS.1992.24605	0:05:46.90	82	0:04:54.77	69		0:10:41.67	+0:01:14.30
75	65	PUTZENLECHNER Leonhard	 GER.1993.22199	0:05:45.37	79	0:04:56.33	73		0:10:41.70	+0:01:14.33
76	71	POWELL Seamus	 USA.1990.22377	0:05:45.33	78	0:04:57.75	76		0:10:43.08	+0:01:15.71
77	57	WOLFE Daniel	 IRL.1988.22250	0:05:44.47	76	0:04:58.78	78		0:10:43.25	+0:01:15.88











PROVISIONAL RESULTS AFTER DAY 1

Pos	Plate	Name Team	Nat EWS number	Stage 1	Pos	Stage 2	Pos	Penalties	Time	Gap
MEN										
78	103	GARDNER Ryan	 USA.1986.22410	0:05:44.34	75	0:04:59.20	79		0:10:43.54	+0:01:16.17
79	99	STRINGFELLOW David	 USA.1998.22742	0:05:55.33	89	0:04:49.87	59		0:10:45.20	+0:01:17.83
80	67	CHIANG Dan Sheng-Shan	 TPE.1994.22315	0:05:52.68	87	0:04:53.95	67		0:10:46.63	+0:01:19.26
81	85	OLIVER Craig	 NZL.1995.23141	0:05:44.60	77	0:05:02.42	85		0:10:47.02	+0:01:19.65
82	73	RAMOS BRETAS Andre Luiz	 BRA.1987.21622	0:05:46.68	80	0:05:01.20	82		0:10:47.88	+0:01:20.51
83	105	DINAPOLI Nick	 USA.1994.22782	0:05:48.20	83	0:05:00.28	81		0:10:48.48	+0:01:21.11
84	81	HABICHT David	 AUS.1990.25349	0:05:51.32	86	0:04:59.75	80		0:10:51.07	+0:01:23.70
85	102	ZIETSMAN Martin	 RSA.1984.22399	0:05:46.89	81	0:05:04.85	87		0:10:51.74	+0:01:24.37
86	66	MARFURT Silvan	 SUI.1988.22319	0:05:50.38	85	0:05:03.07	86		0:10:53.45	+0:01:26.08
87	109	WILSON Calum	 GBR.1990.23499	0:05:54.78	88	0:05:01.55	84		0:10:56.33	+0:01:28.96
88	80	ROBBINS Adam	 CAN.1998.22150	0:05:56.62	91	0:05:11.62	88		0:11:08.24	+0:01:40.87











PROVISIONAL RESULTS AFTER DAY 1

Pos	Plate	Name Team	Nat EWS number	Stage 1	Pos	Stage 2	Pos	Penalties	Time	Gap
MEN										
89	70	GALLAGHER Christopher	 GBR.1993.23014	0:05:56.43	90	0:05:11.82	89		0:11:08.25	+0:01:40.88
90	107	LETAK Petr	 CZE.1993.23009	0:05:56.80	92	0:05:24.97	93		0:11:21.77	+0:01:54.40
91	96	GILLESPIE Kyle	 USA.1980.25670	0:06:05.27	93	0:05:17.25	90		0:11:22.52	+0:01:55.15
92	108	KRISTENSEN Joel	 AUS.1998.21469	0:06:17.72	94	0:05:19.35	91		0:11:37.07	+0:02:09.70
93	110	BROMANN Ben	 USA.1993.24485	0:06:20.72	95	0:05:23.20	92		0:11:43.92	+0:02:16.55
94	106	CLAYTON Steve	 USA.1995.24535	0:06:47.98	96	0:05:27.48	94		0:12:15.46	+0:02:48.09
95	74	OVALLE VERGARA Antonio	 CHI.1991.22485	0:05:42.74	73	0:11:26.90	95		0:17:09.64	+0:07:42.27
DNF	43	SELF Daniel	 NZL.1998.21834	0:09:56.43	98					
DNF	15	MASTERS Edward Pivot Factory Racing	 NZL.1989.22590	0:05:11.38	4					
DNF	59	KOEN Matthew	 USA.1998.22470	0:06:55.92	97					
DNS	94	GREGORY Bryan	 CAN.1995.21604							












PROVISIONAL RESULTS AFTER DAY 1

Pos	Plate	Name Team	Nat EWS number	Stage 1	Pos	Stage 2	Pos	Penalties	Time	Gap
MEN										
DNS	83	COUNTRYMAN Scott	 USA.1992.22411							
MEN Master 40+										
1	701	AMOUR Karim Miranda Racing Team	 FRA.1975.21696	0:05:33.38	2	<u>0:04:36.97</u>	1		0:10:10.35	
2	702	RAVANEL Cedric Commencal Vallnord Enduro Racing Team	 FRA.1978.21894	<u>0:05:32.28</u>	1	0:04:53.05	3		0:10:25.33	+0:00:14.98
3	716	KRENICKI Dan	 USA.1978.24390	0:05:49.40	4	0:04:45.46	2		0:10:34.86	+0:00:24.51
4	708	KABUSH Geoff	 CAN.1977.26516	0:05:40.49	3	0:05:00.07	4		0:10:40.56	+0:00:30.21
5	704	PAGE Nigel Chain Reaction Cycles Mavic	 GBR.1972.23282	0:06:01.16	6	0:05:04.38	5		0:11:05.54	+0:00:55.19
6	715	BUTLER Brian	 USA.1977.23603	0:06:05.93	7	0:05:11.65	8		0:11:17.58	+0:01:07.23
7	711	GREENWOOD Daniel	 GBR.1975.22552	0:05:56.17	5	0:05:21.82	9		0:11:17.99	+0:01:07.64
8	714	STERCKX Ronny	 CAN.1979.22632	0:06:14.55	9	0:05:24.20	10		0:11:38.75	+0:01:28.40
9	717	BODAY Alex	 USA.1975.24957	0:06:33.15	12	0:05:07.32	6		0:11:40.47	+0:01:30.12












PROVISIONAL RESULTS AFTER DAY 1

Pos	Plate	Name Team	Nat EWS number	Stage 1	Pos	Stage 2	Pos	Penalties	Time	Gap
MEN Master 40+										
10	705	G.T. CLYNE Michael	 GBR.1978.25027	0:06:21.90	10	0:05:28.59	12		0:11:50.49	+0:01:40.14
11	710	BRANSTON Cain	 AUS.1977.25248	0:06:26.85	11	0:05:25.33	11		0:11:52.18	+0:01:41.83
12	712	PAJMA Martin	 CZE.1977.22282	0:06:35.67	13	0:05:37.18	13		0:12:12.85	+0:02:02.50
13	703	BRODERICK Michael	 USA.1973.22376	0:06:14.37	8	0:05:10.35	7	0:05:00.00	0:16:24.72	+0:06:14.37
DNF	709	STERNBERG Lars	 USA.1977.25624	0:06:57.34	14					
DNS	713	ROGERS Deane	 AUS.1976.25267							
DNS	718	THOMAS Mikey	 USA.1978.24564							
MEN Under 21										
1	407	NASON Duncan	 USA.1999.21709	0:05:20.22	2	<u>0:04:26.32</u>	1		0:09:46.54	
2	401	VIDAL Antoine Commencal Vallnord Enduro Racing Team	 FRA.2001.25035	<u>0:05:17.82</u>	1	0:04:33.92	2		0:09:51.74	+0:00:05.20
3	410	WOOLLEY Kasper	 CAN.1999.21348	0:05:24.78	4	0:04:34.60	3		0:09:59.38	+0:00:12.84











PROVISIONAL RESULTS AFTER DAY 1

Pos	Plate	Name Team	Nat EWS number	Stage 1	Pos	Stage 2	Pos	Penalties	Time	Gap
MEN Under 21										
4	427	CHAPIN Aiden	 USA.2002.25700	0:05:24.72	3	0:04:39.42	5		0:10:04.14	+0:00:17.60
5	402	STONE Brady	 NZL.2000.23119	0:05:24.88	5	0:04:40.80	7		0:10:05.68	+0:00:19.14
6	404	LADEIRA Tiago Miranda Racing Team	 POR.2000.30395	0:05:28.62	8	0:04:37.19	4		0:10:05.81	+0:00:19.27
7	413	WALL Evan	 CAN.1999.23531	0:05:26.15	6	0:04:45.20	16		0:10:11.35	+0:00:24.81
8	428	MORGAN Myles	 USA.2001.24399	0:05:34.35	11	0:04:40.65	6		0:10:15.00	+0:00:28.46
9	426	REECE Quinn Yeti / Fox Shox Factory DEVO Race Team	 USA.2000.23029	0:05:33.10	9	0:04:42.10	9		0:10:15.20	+0:00:28.66
10	412	MENZIES Jack	 CAN.2001.22519	0:05:28.32	7	0:04:51.85	22		0:10:20.17	+0:00:33.63
11	418	SEDLAK Max	 USA.2000.22259	0:05:39.20	17	0:04:41.75	8		0:10:20.95	+0:00:34.41
12	403	AGURTO GALLEGUILLOS Felipe Ignacio	 CHI.2000.22474	0:05:38.13	14	0:04:44.18	13		0:10:22.31	+0:00:35.77
13	405	CAMOIN Francescu Specialized Racing Team	 FRA.2001.23545	0:05:37.86	13	0:04:44.50	14		0:10:22.36	+0:00:35.82
14	417	SZAYNA Erik	 USA.1999.21615	0:05:38.44	15	0:04:45.70	17		0:10:24.14	+0:00:37.60












PROVISIONAL RESULTS AFTER DAY 1

Pos	Plate	Name Team	Nat EWS number	Stage 1	Pos	Stage 2	Pos	Penalties	Time	Gap
MEN Under 21										
15	416	WALSH Sam	 AUS.2000.24527	0:05:41.53	20	0:04:43.17	10		0:10:24.70	+0:00:38.16
16	425	SERRA Paul	 FRA.2000.21708	0:05:37.40	12	0:04:47.42	18		0:10:24.82	+0:00:38.28
17	406	KYME Roland	 AUS.2000.24650	0:05:40.20	18	0:04:44.70	15		0:10:24.90	+0:00:38.36
18	414	BEAN Nicolas	 USA.1999.22730	0:05:34.08	10	0:04:54.25	23		0:10:28.33	+0:00:41.79
19	409	RICHARDSON John BBCL NZ Arapi Enduro Team	 NZL.1999.22929	0:05:46.67	24	0:04:43.78	11		0:10:30.45	+0:00:43.91
20	415	SHARMAN Fletcher	 NZL.1999.23132	0:05:44.34	22	0:04:50.45	20		0:10:34.79	+0:00:48.25
21	424	BOLDI Trevor	 USA.1999.26780	0:05:46.50	23	0:04:50.04	19		0:10:36.54	+0:00:50.00
22	431	LANTZ Talus	 USA.2000.24971	0:05:40.45	19	0:04:57.97	26		0:10:38.42	+0:00:51.88
23	429	CLAYPOOL Travis	 USA.2000.22940	0:05:43.89	21	0:04:54.90	24		0:10:38.79	+0:00:52.25
24	411	TOOKE Jacob	 CAN.1999.22078	0:05:50.55	26	0:04:51.42	21		0:10:41.97	+0:00:55.43
25	420	SEDIVY Damon	 USA.1999.24610	0:05:47.30	25	0:05:03.60	29		0:10:50.90	+0:01:04.36












PROVISIONAL RESULTS AFTER DAY 1

Pos	Plate	Name Team	Nat EWS number	Stage 1	Pos	Stage 2	Pos	Penalties	Time	Gap
MEN Under 21										
26	419	STERCKX Nathan	 CAN.2001.22631	0:05:59.02	28	0:04:57.33	25		0:10:56.35	+0:01:09.81
27	421	PESTAK Martin	 CZE.2000.22245	0:05:56.67	27	0:05:01.30	28		0:10:57.97	+0:01:11.43
28	432	PAREDES MORENO Jose Pablo	 CHI.2001.23001	0:06:01.75	29	0:04:58.55	27		0:11:00.30	+0:01:13.76
29	423	ROGERS Grant	 USA.1999.23484	0:06:13.87	30	0:05:07.73	30		0:11:21.60	+0:01:35.06
30	430	WEYMAN Tyler	 USA.1999.22306	0:05:38.67	16	0:04:43.90	12	0:01:00.00	0:11:22.57	+0:01:36.03
31	433	MARIN Victor	 MEX.2000.24997	0:06:19.85	31	0:05:34.90	31	0:05:00.00	0:16:54.75	+0:07:08.21
DNS	422	BUCHANAN Brayden	 USA.1999.21903							
WOMEN										
1	2	COURDURIER Isabeau Intense Mavic Collective	 FRA.1994.21731	<u>0:05:57.23</u>	1	<u>0:05:04.25</u>	1		0:11:01.48	
2	4	KOREM Noga GT Factory Racing	 ISR.1991.21660	0:06:06.42	2	0:05:06.05	2		0:11:12.47	+0:00:10.99
3	302	LANTHIER NADEAU Andreane Rocky Mountain/Race Face Enduro Team	 CAN.1993.21609	0:06:14.05	6	0:05:10.45	3		0:11:24.50	+0:00:23.02











PROVISIONAL RESULTS AFTER DAY 1

Pos	Plate	Name Team	Nat EWS number	Stage 1	Pos	Stage 2	Pos	Penalties	Time	Gap
WOMEN										
4	7	THOMA Ines Canyon Factory Racing	 GER.1989.21750	0:06:12.58	4	0:05:16.00	5		0:11:28.58	+0:00:27.10
5	301	CHARRE Morgane	 FRA.1990.21958	0:06:15.97	8	0:05:14.35	4		0:11:30.32	+0:00:28.84
6	314	MAKGILL Jennifer	 NZL.1986.25261	0:06:15.95	7	0:05:18.48	6		0:11:34.43	+0:00:32.95
7	3	WINTON Katy Trek Factory Racing	 GBR.1993.21730	0:06:12.00	3	0:05:25.20	11		0:11:37.20	+0:00:35.72
8	303	MILLER Miranda Kona Factory Team	 CAN.1990.21687	0:06:13.27	5	0:05:24.12	10		0:11:37.39	+0:00:35.91
9	10	GEHRIG Carolin Norco Twins Racing	 SUI.1987.21665	0:06:20.59	9	0:05:26.50	12		0:11:47.09	+0:00:45.61
10	304	MORRISON Rae BBCL NZ Arapi Enduro Team	 NZL.1989.21630	0:06:23.88	11	0:05:23.92	9		0:11:47.80	+0:00:46.32
11	8	GEHRIG Anita Norco Twins Racing	 SUI.1987.21718	0:06:22.11	10	0:05:28.52	16		0:11:50.63	+0:00:49.15
12	318	MORRISON Amy	 USA.1989.22252	0:06:31.95	15	0:05:19.75	7		0:11:51.70	+0:00:50.22
13	5	BARAONA Bex Ibis Cycles Enduro Race Team	 GBR.1993.21715	0:06:26.43	12	0:05:28.07	15		0:11:54.50	+0:00:53.02
14	316	HAMILTON Clare	 USA.1996.22372	0:06:26.81	13	0:05:27.85	14		0:11:54.66	+0:00:53.18











PROVISIONAL RESULTS AFTER DAY 1

Pos	Plate	Name Team	Nat EWS number	Stage 1	Pos	Stage 2	Pos	Penalties	Time	Gap
WOMEN										
15	6	COOK Becky Orbea Enduro Team	 GBR.1986.21664	0:06:34.07	16	0:05:23.02	8		0:11:57.09	+0:00:55.61
16	9	ESPINEIRA HERREROS Florenia	 CHI.1992.22941	0:06:30.92	14	0:05:32.13	19		0:12:03.05	+0:01:01.57
17	307	GALLEAN Chloe Team Lapierre	 FRA.1994.21676	0:06:36.18	17	0:05:27.50	13		0:12:03.68	+0:01:02.20
18	308	BERGEMANN Hannah Kona Factory Team	 USA.1996.22405	0:06:40.42	18	0:05:34.43	21		0:12:14.85	+0:01:13.37
19	306	DUVERT Julie Ibis Cycles Enduro Race Team	 FRA.1996.21719	0:06:53.92	25	0:05:31.53	17		0:12:25.45	+0:01:23.97
20	305	WIEDENROTH Sofia Cube Action Team	 GER.1995.24544	0:06:45.95	20	0:05:40.12	24		0:12:26.07	+0:01:24.59
21	310	TAYLOR Chloe	 GBR.1998.23462	0:06:45.84	19	0:05:43.54	25		0:12:29.38	+0:01:27.90
22	322	NASH Katerina	 CZE.1977.26517	0:06:50.36	23	0:05:39.09	23		0:12:29.45	+0:01:27.97
23	320	WESTERMANN Lia	 USA.1998.22981	0:06:57.93	27	0:05:32.10	18		0:12:30.03	+0:01:28.55
24	325	LEGGETT Alicia	 USA.1995.22397	0:06:53.84	24	0:05:37.52	22		0:12:31.36	+0:01:29.88
25	317	PAVON Alexandra	 USA.1994.22371	0:07:03.49	30	0:05:32.29	20		0:12:35.78	+0:01:34.30




PROVISIONAL RESULTS AFTER DAY 1

Pos	Plate	Name Team	Nat EWS number	Stage 1	Pos	Stage 2	Pos	Penalties	Time	Gap
WOMEN										
26	309	GILL Martha	 GBR.1997.22469	0:06:48.52	21	0:05:48.66	28		0:12:37.18	+0:01:35.70
27	324	NESTLEROVA Fejola Stepanka	 CZE.1985.21761	0:06:56.75	26	0:05:47.10	27		0:12:43.85	+0:01:42.37
28	327	SULLIVAN Anna	 CAN.1986.24777	0:07:06.07	31	0:05:45.45	26		0:12:51.52	+0:01:50.04
29	315	MURDOCK Porsha	 USA.1991.22373	0:06:48.93	22	0:06:05.21	31		0:12:54.14	+0:01:52.66
30	323	NEWELL Melissa	 NZL.1979.21458	0:06:59.60	29	0:05:55.32	29		0:12:54.92	+0:01:53.44
31	329	GARDNER Becky	 USA.1988.23592	0:06:58.32	28	0:06:00.87	30		0:12:59.19	+0:01:57.71
32	328	LAWTON Abigale	 GBR.1998.22765	0:07:26.28	32	0:06:13.12	32		0:13:39.40	+0:02:37.92
DNS	312	SLACO Emily	 CAN.1983.24647							
DNS	321	STRAIT Rachel	 USA.1988.22290							
WOMEN Master 35+										
1	602	WUNDERLIN Alba	 SUI.1984.23104	<u>0:06:33.62</u>	1	<u>0:05:38.71</u>	1		0:12:12.33	

PROVISIONAL RESULTS AFTER DAY 1

Pos	Plate	Name Team	Nat EWS number	Stage 1	Pos	Stage 2	Pos	Penalties	Time	Gap
WOMEN Master 35+										
2	607	THOMAS Tasha	 USA.1978.25875	0:07:28.03	2	0:06:06.59	2		0:13:34.62	+0:01:22.29
3	606	KANAYAN Heidi	 USA.1982.24737	0:07:38.75	4	0:06:10.50	3		0:13:49.25	+0:01:36.92
4	603	MCCONNELOUG Mary	 USA.1971.22390	0:07:28.53	3	0:06:32.37	4		0:14:00.90	+0:01:48.57
5	604	GANE Michelle	 AUS.1978.23453	0:07:55.95	5	0:06:36.21	5		0:14:32.16	+0:02:19.83
6	605	PROPST Amanda	 USA.1984.21892	0:08:04.48	6	0:06:46.98	6		0:14:51.46	+0:02:39.13
WOMEN Under 21										
1	501	SCHICK Lucy	 CAN.2000.23447	<u>0:06:33.03</u>	1	0:05:33.95	2		0:12:06.98	
2	504	NAUGHTON Isabella	 USA.2000.24733	0:06:49.42	4	<u>0:05:25.45</u>	1		0:12:14.87	+0:00:07.89
3	507	GALLO FUENTES Paz	 CHI.2002.30413	0:06:42.88	2	0:05:34.50	3		0:12:17.38	+0:00:10.40
4	506	BINGHAM Lauren Yeti / Fox Shox Factory DEVO Race Team	 USA.2002.25005	0:06:46.77	3	0:05:47.42	4		0:12:34.19	+0:00:27.21
5	508	FILLAT Syra	 USA.1999.25113	0:06:56.70	6	0:05:51.32	5		0:12:48.02	+0:00:41.04

PROVISIONAL RESULTS AFTER DAY 1

Pos	Plate	Name Team	Nat EWS number	Stage 1	Pos	Stage 2	Pos	Penalties	Time	Gap
WOMEN Under 21										
6	502	MAUNSELL Leah	 IRL.1999.22382	0:06:49.64	5	0:06:01.43	7		0:12:51.07	+0:00:44.09
7	503	HARRIS Fenella	 AUS.2002.25334	0:07:01.27	7	0:05:53.10	6		0:12:54.37	+0:00:47.39
8	505	LONG Julia	 CAN.1999.22029	0:07:15.54	8	0:06:05.12	8		0:13:20.66	+0:01:13.68

PROVISIONAL RESULTS AFTER DAY 1

Penalties details

Plate	Name	Penalty	Description	Location
430	WEYMAN Tyler	00:01:00	Late at check point	S2 Start
433	MARIN Victor	00:05:00	Late at check point	S1 Start
703	BRODERICK Michael	00:05:00	Late at check point	Rollout Day 1

Statistics

Entries / Nations	Finished	DNF	DSQ	DNS	Weather	Temperature	Distance	Elevation
196 / 21	185	4	0	7	Sunny	27 °C / 80 °F	39.81 km	+234 m / -2,067 m

DNF: did not finish · DNS: did not start · DSQ: disqualified